한국특허기술진흥원
주차기기 리모델링공사 설계용역

-승강기식 주차설비 리모델링공사 설계도-

2023. 08. 09

KPCI 한국주차문화연구소

순 번	도 면 명	도 면 번 호	비 고
1	표지		
2	도면 목록표	DL - 1	
3	LAY - OUT	APP - 001	
4	CAGE UP-DOWN STROKE ASS'Y	AC - 1100	
5	TRACTION MACHINE ASS'Y	TM - 0000	
6	COUNT WEIGHT ASS'Y	CW4L - 1000	
7	LIFT ASS'Y	LT - 2000 - 00	
8	TURN TABLE ASS'Y	IT-100-10-T09963225	
9	PALLET ASS'Y	PT - 1000	
10	STEEL STRUCTURE ASS'Y	E - 1	
11			
12			
13			
14			
15			
16			
17			
18			
19			
20			
21			
22			
23			
24			
25			
26			
27			
28			
29			
30			

한국주차문화연구소 Korea Parking Culture Institute	SCALE	DATE
	1/1	2023.08.09
PROJECT	한국특허기술진흥원 주차설비공사	
TITLE	도면 목록표	
DWG.	ANGLE	DWG. NO.
J.S.K.	3rd.	DL - 1

기계식 주차설비 리모델링 공사특기사항

1. 철거 및 건물 파쇄공사시 소음 및 분진으로 인하여 민원이 발생될수 있습니다.
2. 본 리모델링 주차설비는 협소한 공간으로 인하여 철골을 벽체이 지지하므로
   진동 및 소음이 건물에 전달될수 있습니다.
   주차설비내 소음 : 85dB 이하 , 주차설비외 소음 : 65dB 이하
3. 소화설비공사는 리모델링 주차설비 시공상 건물내 배출부 및 파이프라인을
   수정하여 기존상태로 복귀하는 범위의 공사이며 메인수신반 동작 및 기동 등
   설비의 점검은 제외입니다.
4. 주차타워 상부 환기창 및 바닥 배수구 확인바랍니다.
5. 일차전원 인입 확인바랍니다. (AC380V, 60Hz, 3Ø-4W, 42KVA)
6. 주차장 바닥 및 사방 옹벽을 ANCHOR 작업이 가능하도록 시공되어있어야 하며,
   설치 작업전 또는 완료 후 반드시 방수처리를 해야 합니다.
7. 주차장 바닥에 ANCHOR BOLT 작업을 하므로 방수층 보호를 위한
   건축 시공이 되어있어야 합니다.

* 수용차량제원 및 주차구획 상세도

승용	RV/SUV

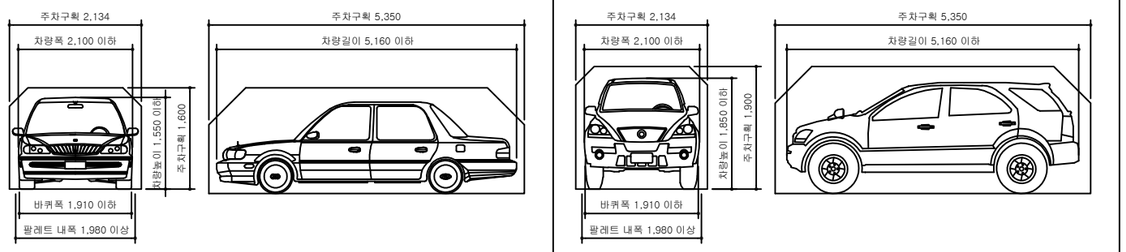

일 반 사 양			
기 종	승강기식 독립철탑형 중간승입식 리모델링		
형 식	KPETMT18-42		
수용대수	중형차 수용형 42대 에쿠스급 36대 + RV/SUV 6대 = 42대		
승용차량제원	L5160xW2100xH1550-2200kg (에쿠스급이하) L5160xW2100xH1850-2200kg (RV/SUV급 수용)		
출입구 DOOR	2 PANEL UP SLIDING		
구동장치 (전동기출력/정격속도)	승강기송부	22 kW x 4P x 1/30	59.1 m/min
	SHIFTING	0.4 kW x 4P x 1/180	2.3 m/min
	SLIDING	0.75 kW x 4P x 1/30 - 2EA	24 m/min
	TURNING	1.5 kW x 6P x 1/60	3.0 RPM
	UP-DOWN	1.5 kW x 4P x 1/90	3.0 m/min
안전장치	자동차의 이동방지장치	- 운반기내 자동차 전륜 및 후륜 이탈방지 장치 - 승강기내 운반기 이탈방지 가이드 및 견인장치에 의한 운반기 이탈 방지 - 운반기 돌출 감지 센서	
	운반기의 낙하방지장치	- 권상와이어 로프 이탈방지 및 파단감지 장치 - 과상한 및 과하한 감지 장치 - MOTOR 내 Brake를 이용한 장치	
	기타안전장치	- 출입구 전면 유도 안내등 및 내부 유도 지시등 - 출입구 차량 정위치 감지 센서 - 비상정지 스위치 설치 및 각종 안전 센스 - 출입구 운전자 안전펜스 - 출입구 인체 감지 센서	
조작방식	TOUCH SCREEN 방식		
전기 전 원	AC380V/220V,60Hz,3상-4W+E,42kVA		
전기 차단기	100AF/100AT		
영업담당	정 혁	010-3622-2434	
KPCI 한국주차문화연구소			

* 차량 입고시 SIDE MIRROR 접고 입고할 것.
* 차량 입고시 반드시 주차 BRAKE를 당겨 놓을 것.
* 루프랙, 범퍼가드등 장착차량 주차불가.

한국주차문화연구소 Korea Parking Culture Institute	SCALE	DATE
	1/50	2023.08.09
PROJECT	한국특허기술진흥원 주차설비공사	
TITLE	주차장 사양서	
DWG.	ANGLE	DWG. NO.
J.S.K.	3rd.	APP-001

PRJ'T : 한국특허기술진흥원 주차설비공사 리모델링 작업내용

번호	구분	A라인 (A라인 SEDAN42대 → SEDAN36대,RV/SUV6대)
1	T/M	1) 신규 교체 (권상모터) (와이어로프 타입)
2	C/W	1) 신규 교체
3	LIFT	1) 신규 교체 2) 시프팅형 , T/T 내장형
4	PALLET	1) 신규 교체
5	철골	1) 기존 격납레일 철거 까치발 및 격납레일 신규 설치 2) 승입면 철판 신규 설치 승입면 바닥 및 1단까지 전체 도장
6	DOOR	1) 신규 설치 2) 운전자 출입문 추가
7	전기제어	1) 신규 설치 2) 조명공사
8	기타	1) 사용검사에 따른 부가서류 및 현장작업

한국주차문화연구소 Korea Parking Culture Institute	SCALE	DATE
	1/50	2023.08.09
PROJECT	한국특허기술진흥원 주차설비공사	
TITLE	리모델링 작업내용	
DWG.	ANGLE	DWG. NO.
J.S.K.	3rd.	APP-002

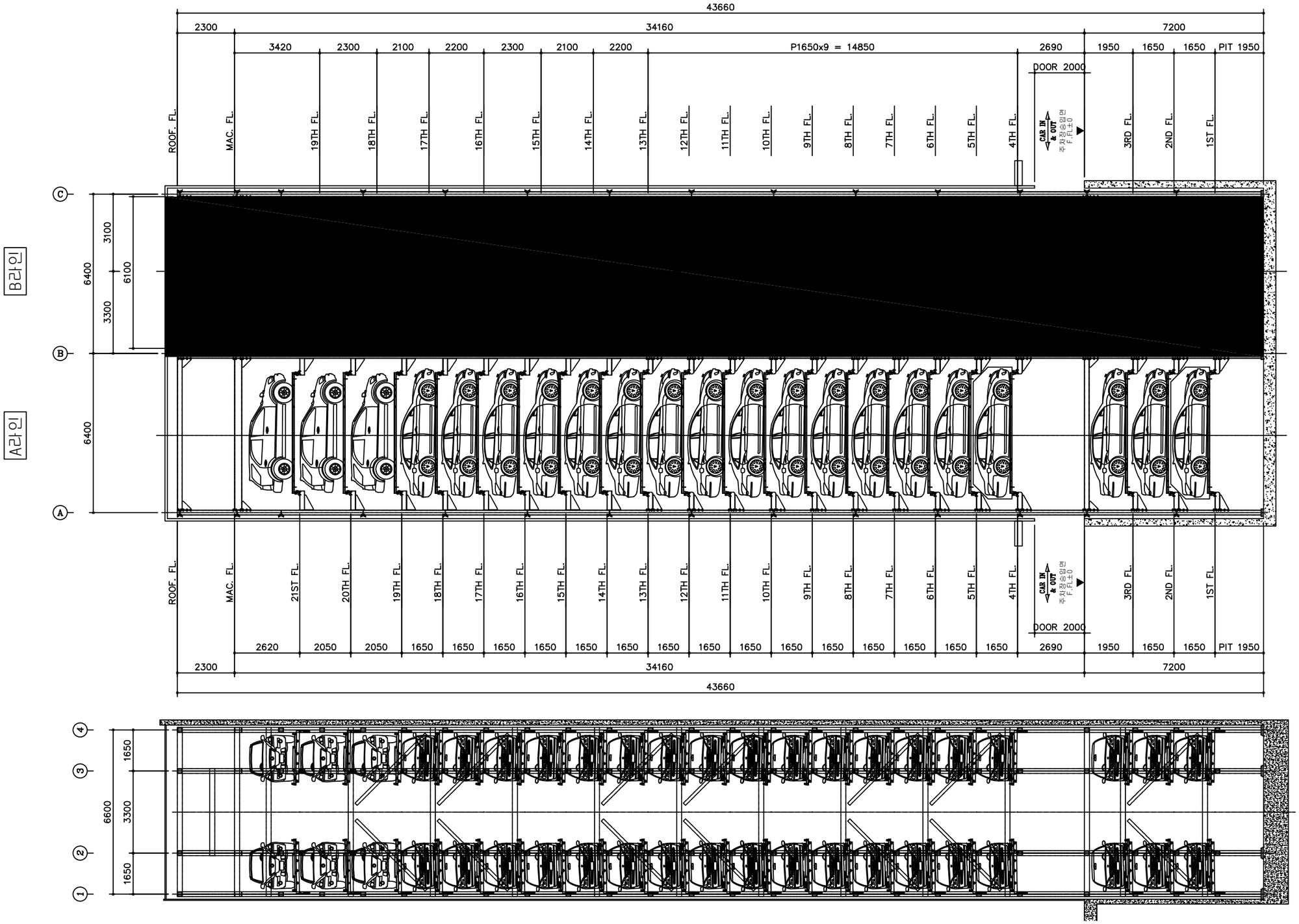

한국주차문화연구소 Korea Parking Culture Institute	SCALE	DATE
	1/80	2023.08.09
PROJECT	한국특허기술진흥원 주차설비공사	
TITLE	주차장 입면도	
DWG.	ANGLE	DWG. NO.
J.S.K.	3rd.	APP-003

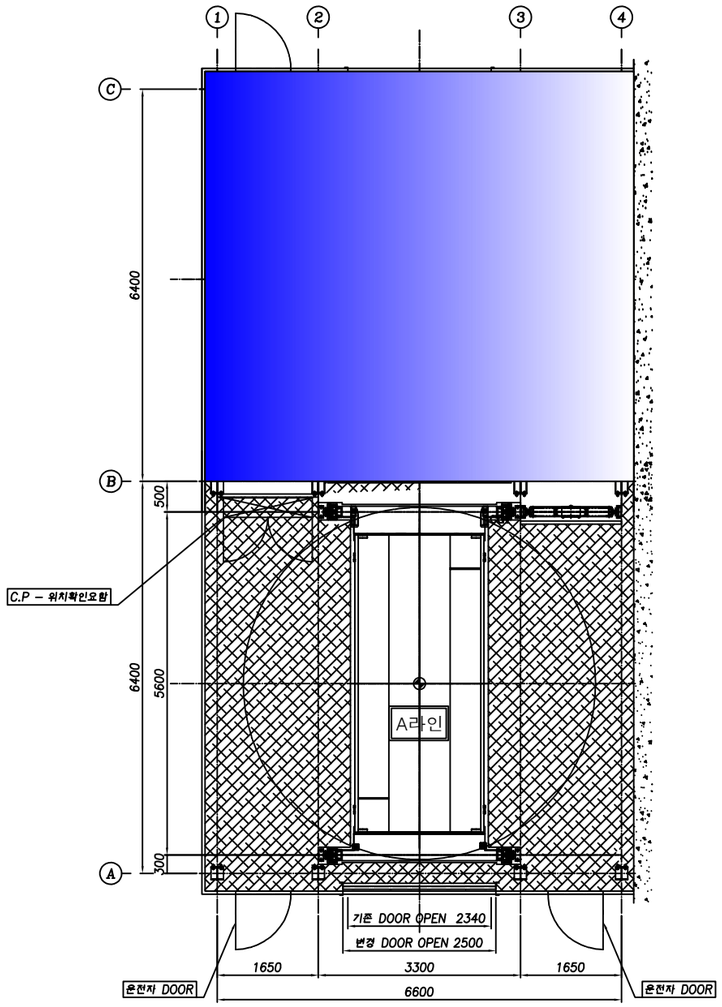

입고층 평면도

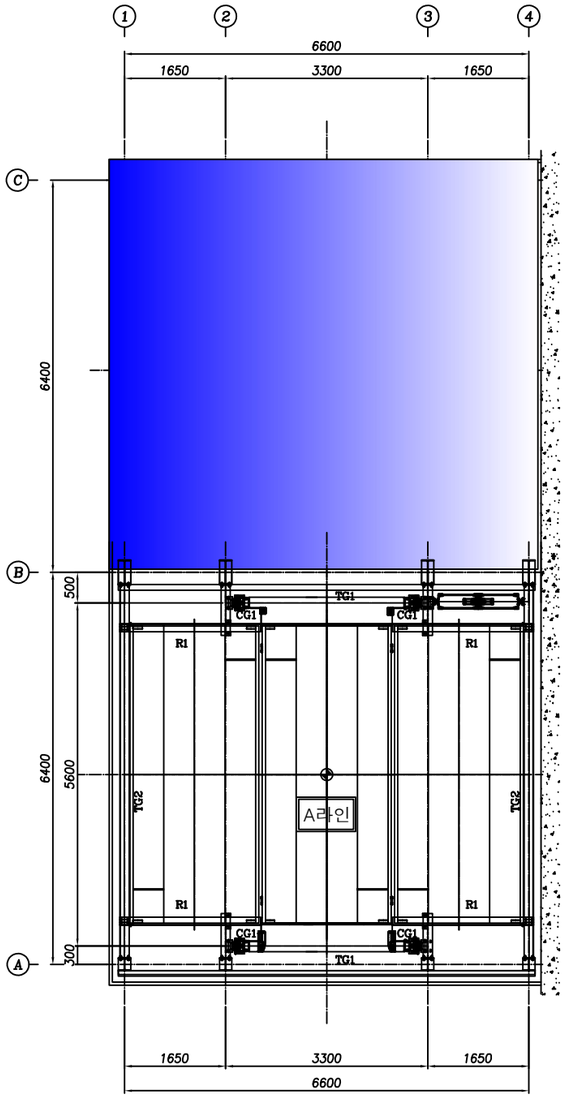

주차층 평면도

한국주차문화연구소 Korea Parking Culture Institute	SCALE	DATE
	1/50	2023.08.09
PROJECT	한국특허기술진흥원 주차설비공사	
TITLE	입고층 & 주차장 평면도	
DWG.	ANGLE	DWG. NO.
J.S.K.	3rd.	APP-004

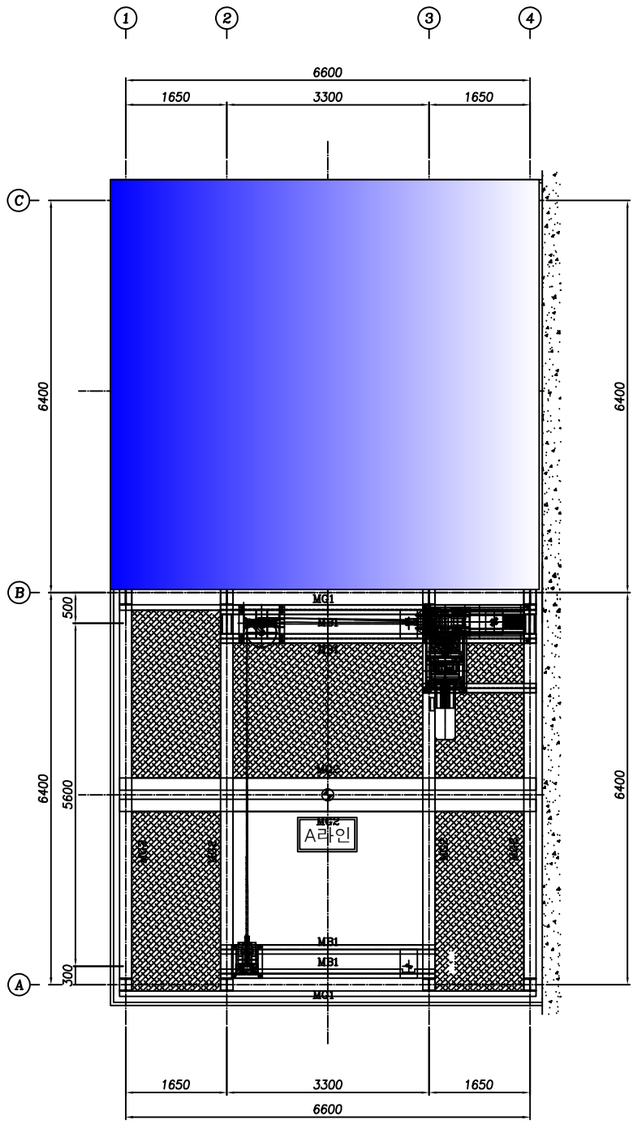

기계실 평면도

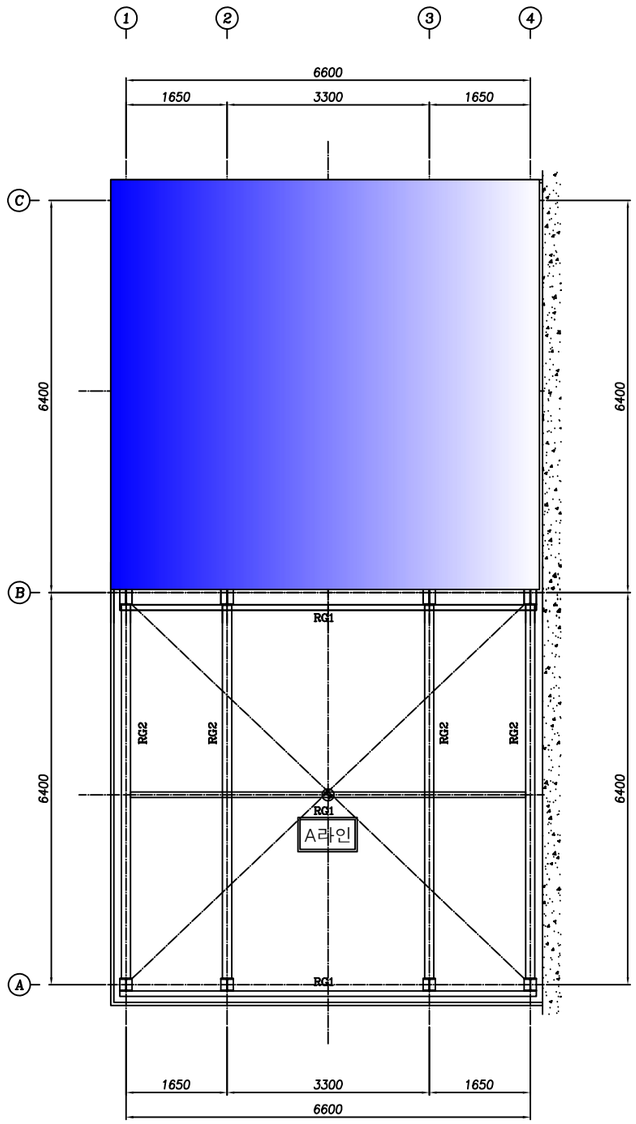

ROOF 평면도

한국주차문화연구소 Korea Parking Culture Institute	SCALE	DATE
	1/50	2023.08.09
PROJECT	한국특허기술진흥원 주차설비공사	
TITLE	기계실 평면도 & 지붕층 평면도	
DWG.	ANGLE	DWG. NO.
J.S.K.	3rd.	APP-005

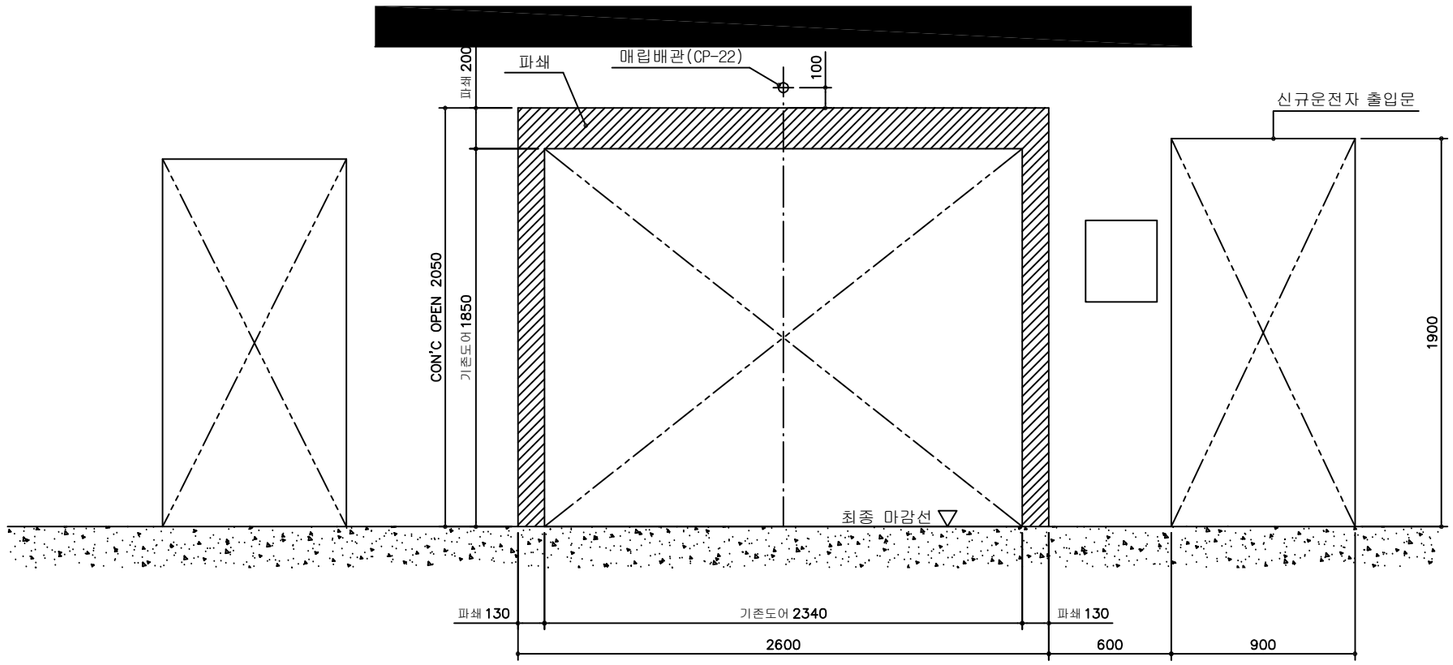

출입구 건축공사도

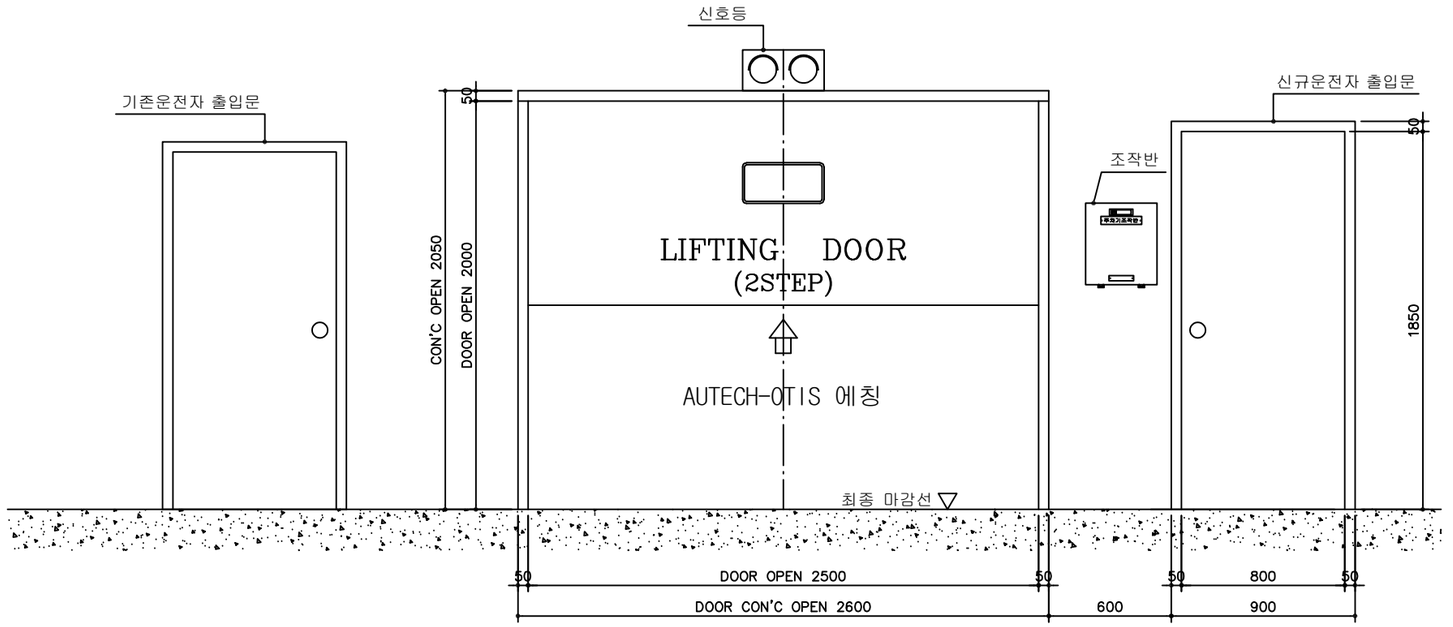

출입구 의장도

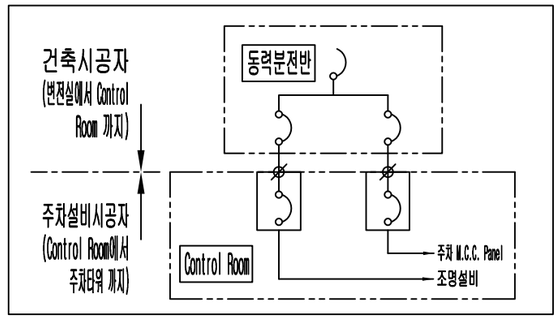

전기공사범위

한국주차문화연구소 Korea Parking Culture Institute	SCALE	DATE
	1/15	2023.08.09
PROJECT	한국특허기술진흥원 주차설비공사	
TITLE	출입구 상세도	
DWG.	ANGLE	DWG. NO.
J.S.K.	3rd.	APP-006

ITEM	DESCRIPTION	S I Z E	MAT'L	Q'TY	W.T	REMARKS
1	BRACKET 1		SS275	6	35	AC-1101
2	BRACKET 2		SS275	10	70	
3	BRACKET 3		SS275	4	164	
4	BRACKET 4		SS275	2	23	
5	RUBBER	ø100xL50 / M16	천연고무	6	-	
6	WIRE SOCKET	ø16 WIRE ROPE용	BUY	8		SPRING TYPE 바빗트 메달 (3kg 1EA)
6-1	HEX NUT	M20	BUY	16		
7	SET A.B/2N/PW/SW	M16xL200	SS275	24		
8	WIRE ROPE	ø16-8xS19 - E종	BUY	4		
9	LOCK PLATE		SS275	4	2	AC-1101
10	H-BEAM	H100x100x6x8-L5000	SS275	3	258	현장절단 취부
					552kg	

N O T E

1. B/M 수량은 TOWER 1기분 수량 임.
2. WIRE ROPE 구매시 PRE-TENTION 작업할것.
3. WIRE ROPE 신율은 STROKE의 1%로 예상됨.
4. WIRE ROPE 대용품으로 체인사용가능

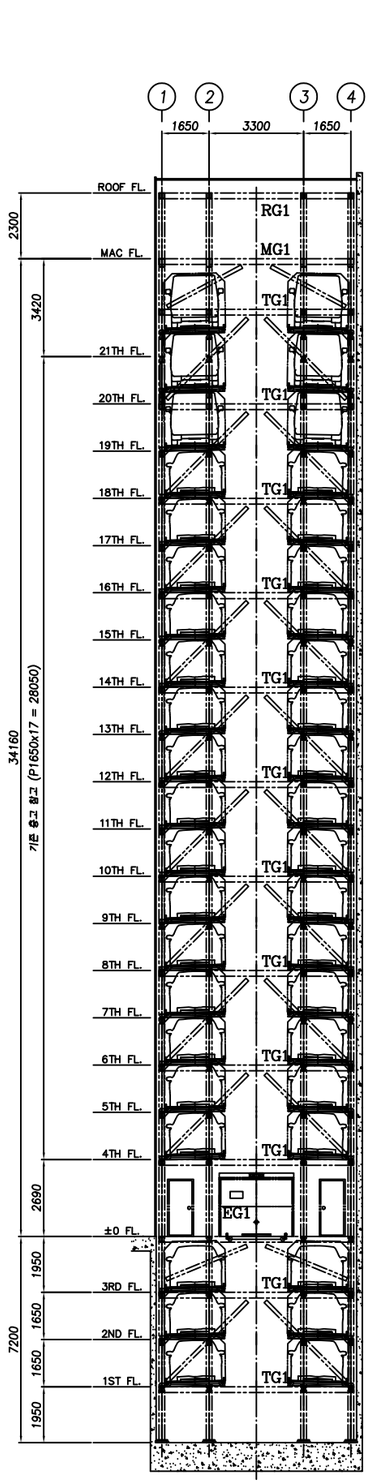

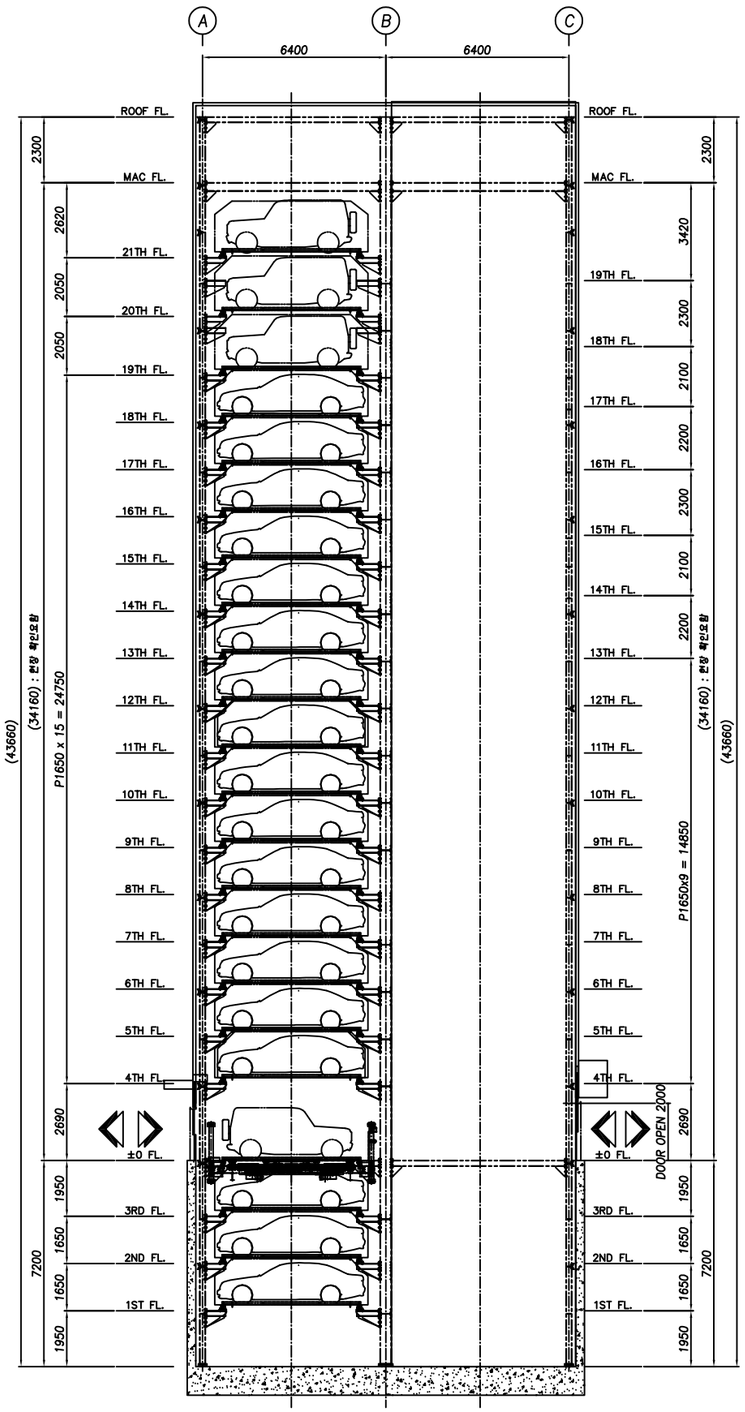

A 라 인

B 라 인

Ⓐ Ⓑ LINE FRAMING ELEVATION
(주 차 정 단 면 도)

② ③ LINE FRAMING ELEVATION
(주 차 측 단 면 도)

WIRE ROPE LENGTH

1. 전면 WIRE ROPE LENGTH

   L = [STROKEx2 + 30,000] x 2가닥 : 2M 여유길이포함

   = 104,000 x 2가닥

2. 후면 WIRE ROPE LENGTH

   L = [STROKEx2 + 25,000] x 2가닥 : 2M 여유길이포함

   = 99,000 x 2가닥

한국주차문화연구소 Korea Parking Culture Institute	SCALE	DATE
	1/80	2023.08.09
PROJECT	한국특허기술진흥원 주차설비공사	
TITLE	CAGE UP-DOWN STROKE ASS'Y	
DWG.	ANGLE	DWG. NO.
J.S.K.	3rd.	AC - 1100

N O T E

1. B/M 수량은 CABIN 1SET분 수량임.
2. MIRROR는 BRACKET에 실리콘계통의 접착제로 견고히 고정 할 것. (테두리 도포)
3. 페인트 색상 : 노란색

ITEM	DESCRIPTION	S I Z E	MAT'L	Q'TY	W.T	REMARKS
1	MIRROR BRACKET		SS275	1	27	AC-3001
2	MIRROR GUARD		SS275	1	6	AC-3002
3	BRACKET	L65x65x6-L150	SS275	2	2	현장고정용
4	SET ANCHOR	M12xL100	BUY	4	-	N/PW/SW
5	MIRROR	t5 x 1219 x 2000	BUY	1	-	

35kg

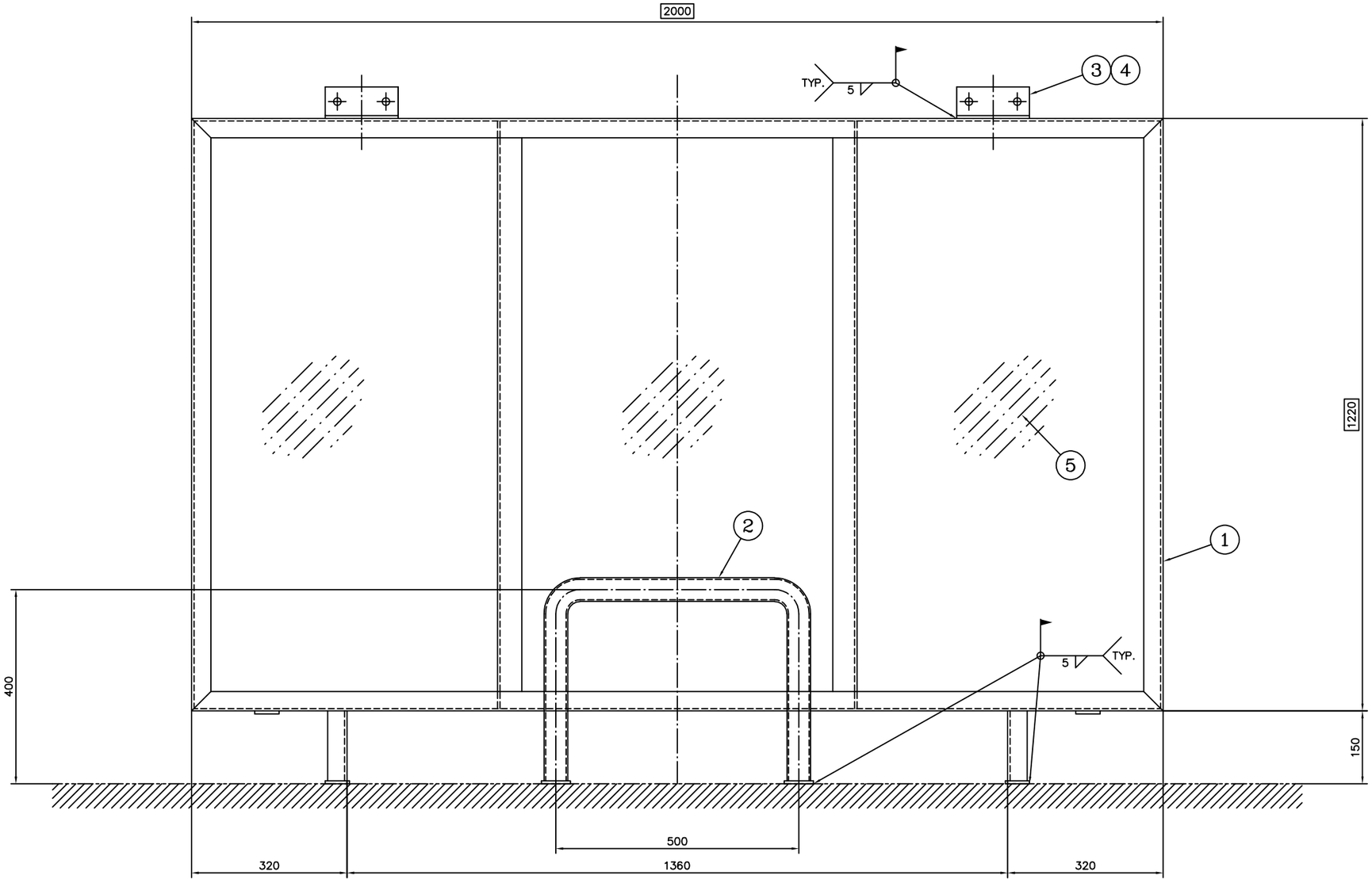

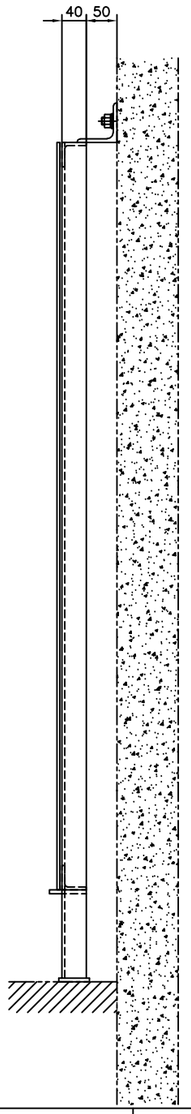

한국주차문화연구소 Korea Parking Culture Institute	SCALE	DATE
	1/5	2023.08.09
PROJECT	한국특허기술진흥원 주차설비공사	
TITLE	MIRROR ASS'Y	
DWG.	ANGLE	DWG. NO.
J.S.K.	3rd.	AC-3000

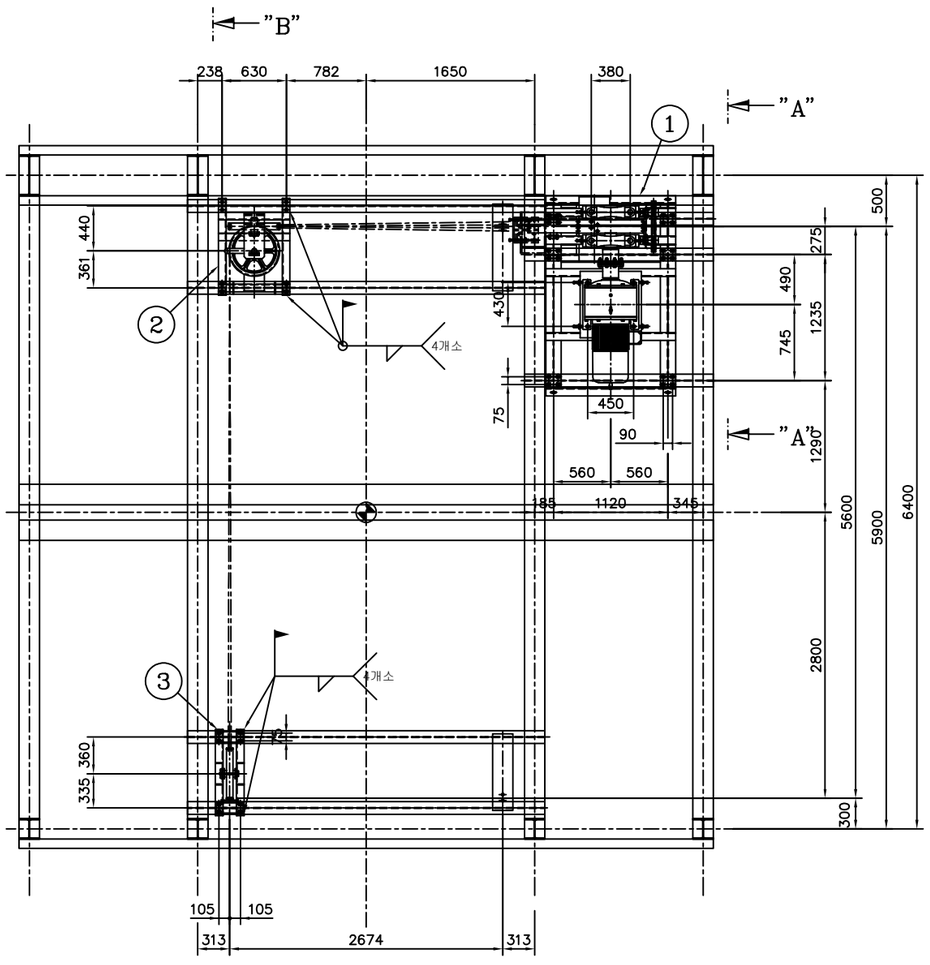

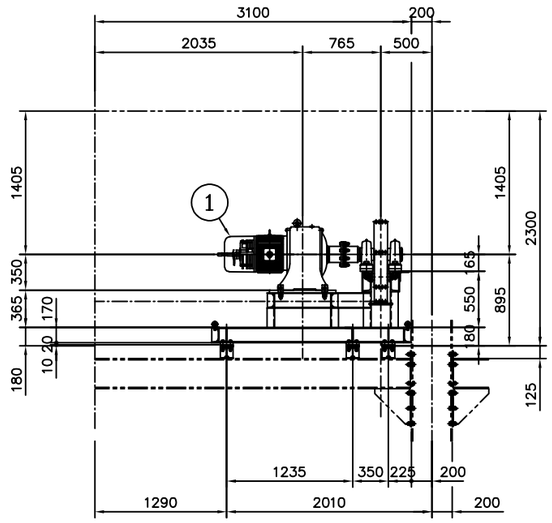

SECTION "A"-"A"

ITEM	DESCRIPTION	SIZE	MAT'L	Q'TY	W.T	REMARKS
1	TM PART ASS'Y		-	1	1442	TM22A41-1000
2	H & BEAM 1	-	-	1	212	TM41-2000
3	BEAM 2	-	-	1	87	TM41-3000
4	MOTOR BASE SUPPORT		-	1	39	TM-4000
5			-	1	13	TM-5000

1793kg

NOTE

1. B/M 수량은 1기분 수량임.

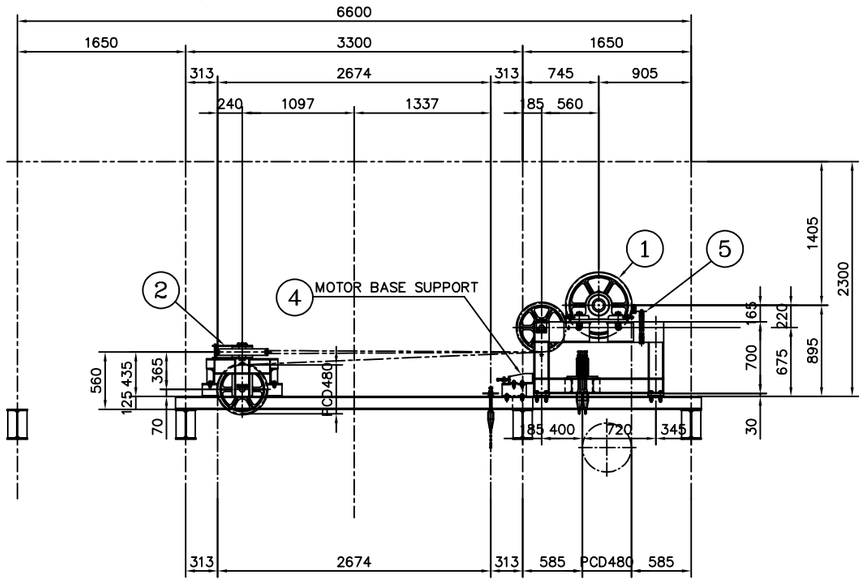

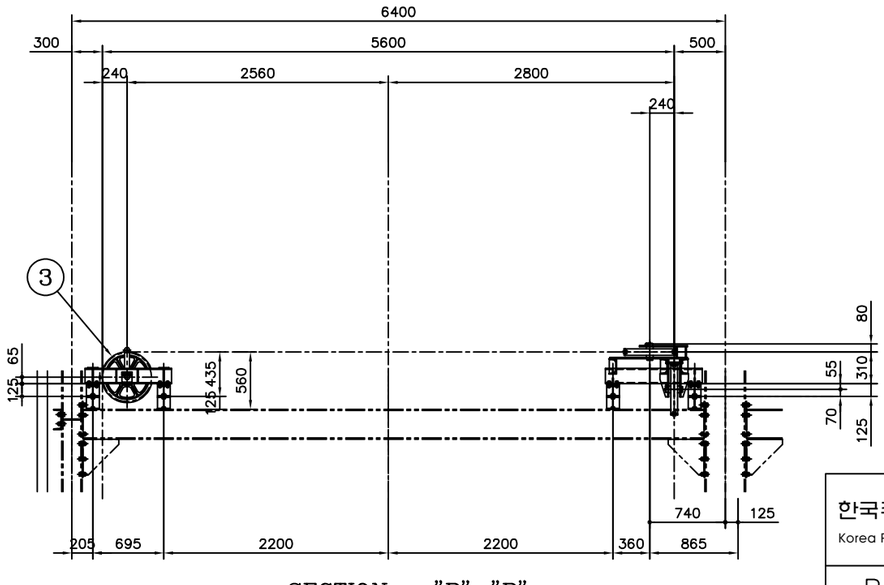

SECTION "B"-"B"

한국주차문화연구소 Korea Parking Culture Institute	SCALE	DATE
	1/30	2023.08.09
PROJECT	한국특허기술진흥원 주차설비공사	
TITLE	TRACTION MACHINE ASS'Y	
DWG.	ANGLE	DWG. NO.
J.S.K.	3rd.	TM-0000

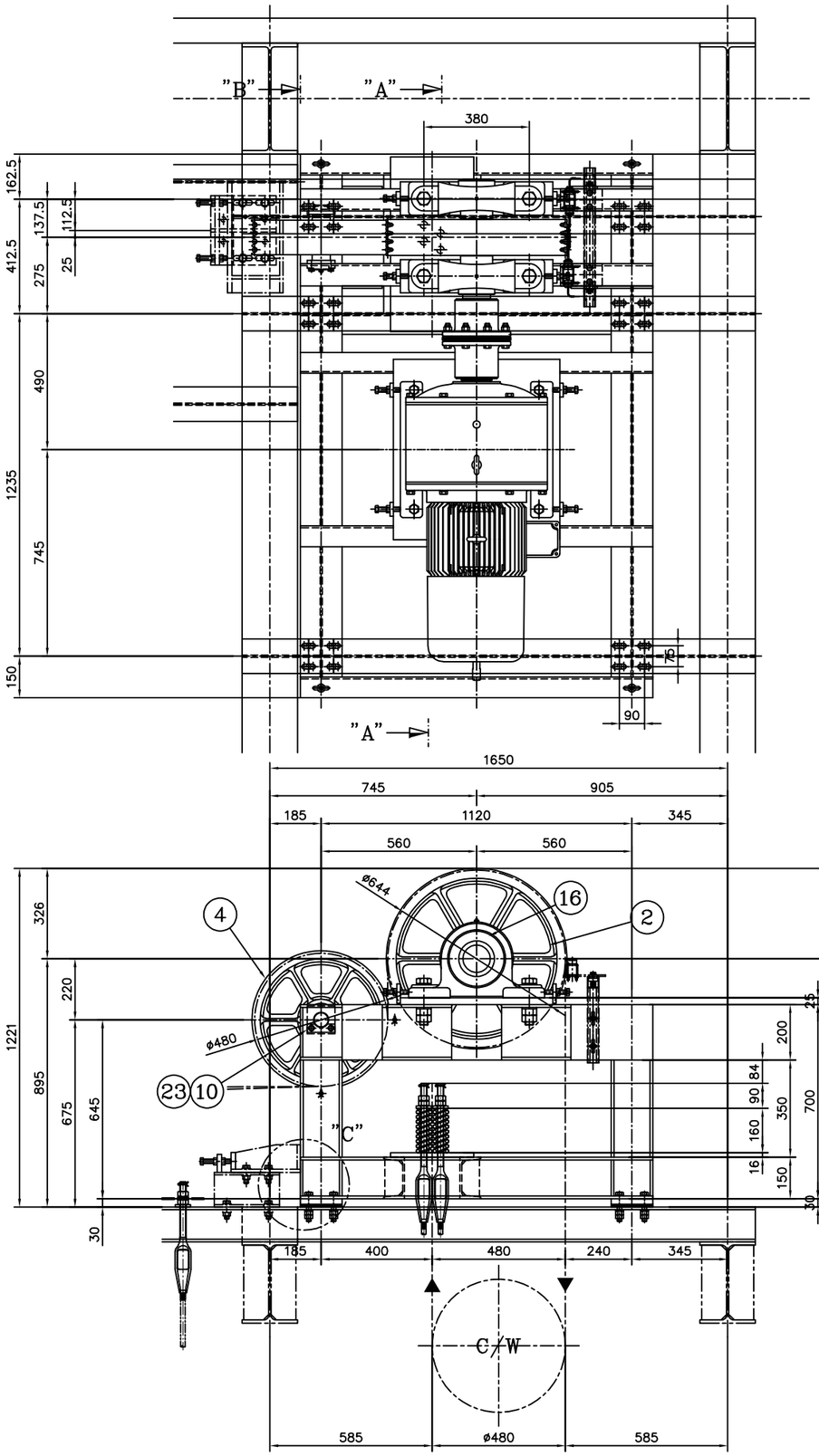

NOTE

1. B/M 수량은 1기분 수량임.

ITEM	DESCRIPTION	S I Z E	MAT'L	Q'TY	W.T	REMARKS
1	TM BASE		SS275	1	611	TM22A41-1001
2	TRACTION SHEAVE	ø652 x L130	FCD60	1	82	TM4-1002
3	TRACTION BODY	ø500xL130	FC30	1	35	TM4-1003
4	IDLE SHEAVE	ø500xL125	FC30	1	60	TM4-1004
5	MAIN SHAFT	ø115xL566	SCM440	1	34	TMA4-1005
6	SHAFT 1	ø55xL240	SCM440	1	4	TMA4-1006
7	PIN 1	ø15xL223	SS275	2	2	
8	SPACER 1	ø120xL6	SS275	1	1	
9	SPACER 1-1	ø65xL20.5	SS275	2	1	
10	HOLDER	t9x30x100	SS275	1	-	
11	FLEXIBLE DISK COUPLING	ø276xL287	BUY	1	73	
12	REAMER B/N/SW	M20xL70xS30	SM45C	10	2	
13	SPACER 2	ø115xL33	SS275	1	1	TMA1-1007
14	LINER	t10x125x150	SM45C	6	11	
15	GEARED MOTOR	22kw 이상	BUY	1	525	TM22A-1008
16	BEARING	UCP 319	BUY	2	-	
17	BEARING	6311ZZ	BUY	2	-	
18	BEARING	6311	BUY	2	-	
19	SPLIT PIN	ø3xL30	BUY	4	-	
20	H.T B/2N/TW/SW	M30xL150	F10.9T	4	-	TAPPER WASHER
21	H.T B/2N/PW/SW	M22xL150	F10.9T	4	-	
22	H.T B/2N/PW/SW	M16xL90	F10.9T	24	-	전나사로 사용 할 것
23	HEX B/SW	M10xL30	BUY	2	-	
24	방진 패드	t20x125x150 (URP3020)	BUY	6	-	TMA1-1007

1442kg

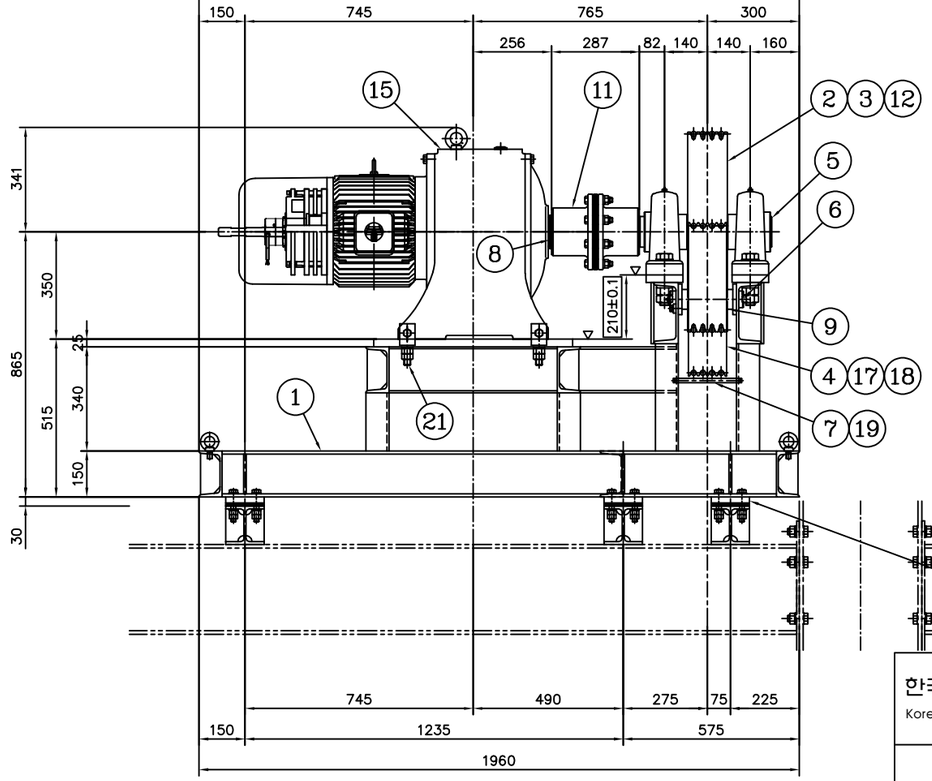

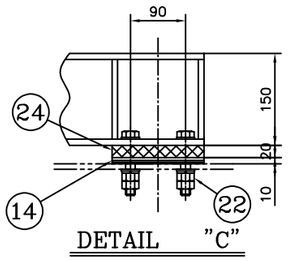

한국주차문화연구소 Korea Parking Culture Institute	SCALE	DATE
	1/10	2023.08.09
PROJECT	한국특허기술진흥원 주차설비공사	
TITLE	TM PART ASS'Y	
DWG.	ANGLE	DWG. NO.
J.S.K.	3rd.	TM-1000

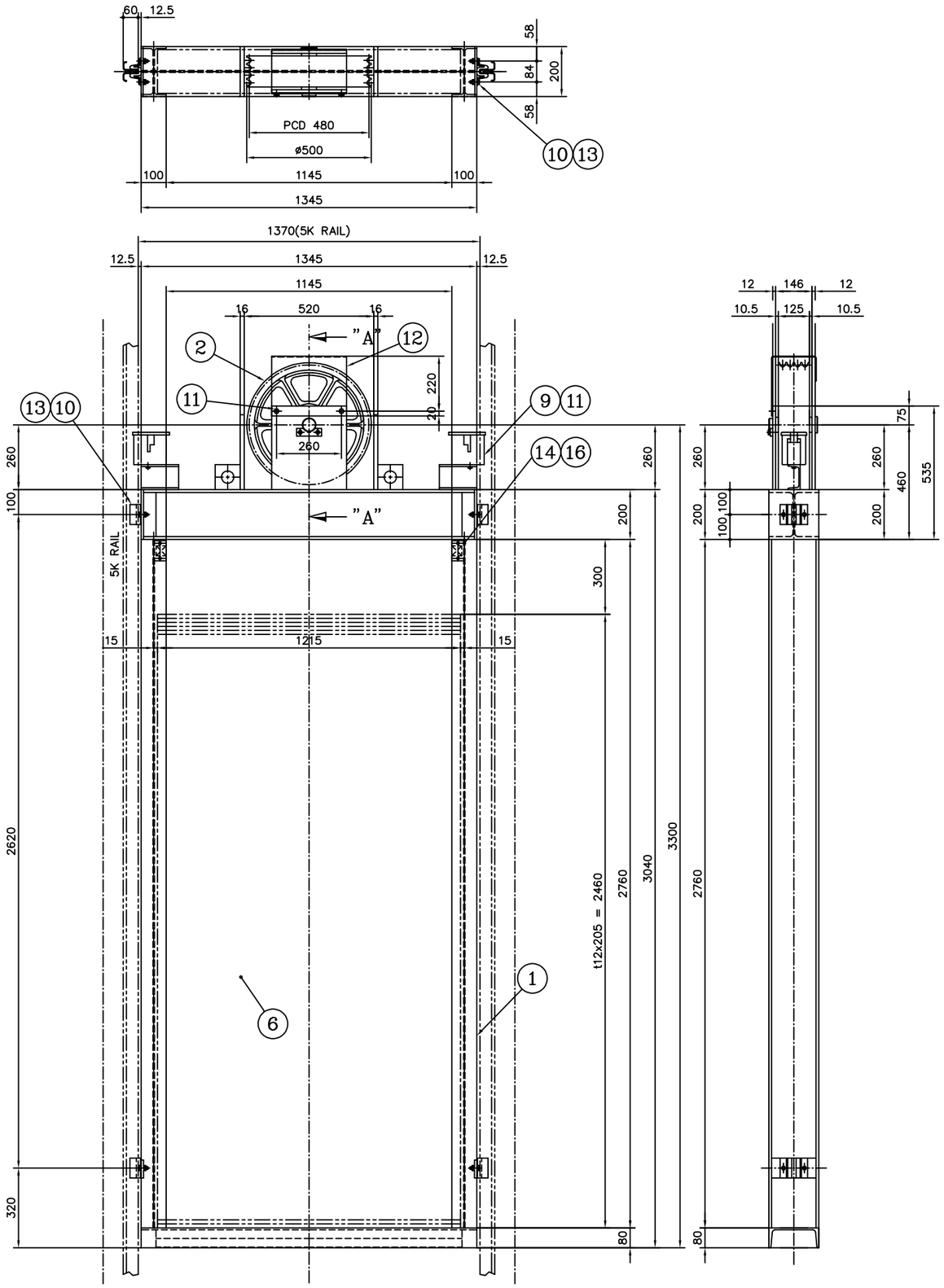

ITEM	DESCRIPTION	S I Z E	MAT'L	Q'TY	W.T	REMARKS
1	FRAME		SS275	1	855	CW4L-145A-ITD-1001
2	SHEAVE	ø500xL125	FC30	1	60	CW4-1002
3	SHAFT	ø55xL200	SCM440	1	5	CW4-1003
4	SPACER	50Axt3.8-ø60.5xL10.5	SGP	2	-	
5	HOLDER	t9x30x100	SS275	1	-	
6	SUB WEIGHT	t12x175x1295	SS275	205	4376	* 임시작동시 전체수량의 70% 채울 것
	PLATE	-	-	-	-	
7	BEARING	6311 / 6311ZZ	BUY	2/2	5	
8	GUIDE SHOE	5K	BUY	4		
9	OIL BOX	5K	BUY	2		* OIL 충전 포함
10	HEX B/L.N/SW	M10xL40	BUY	8		LOCK NUT
11	HEX B/SW	M10xL20	BUY	4		
12	COVER PLATE	t3.2	SS275	1	3	CW4-1003
13	LINER	t5x80x120	SS275	4	2	
14	COVER PLATE 1	t6x50x80	SS275	2	1	
15	OIL	습동면유 4L	BUY	1	-	
16	HEX B/SW	M6xL15	BUY	4		

5307kg

N O T E

1. B/M 수량은 WEIGHT 1기분 수량임.
2. SUB WEIGHT 삽입 후 품번 14번으로 홈 마감 할 것.
3. 설계중량 5300KG
4. 기존품 사용시에는 무게보정할것.

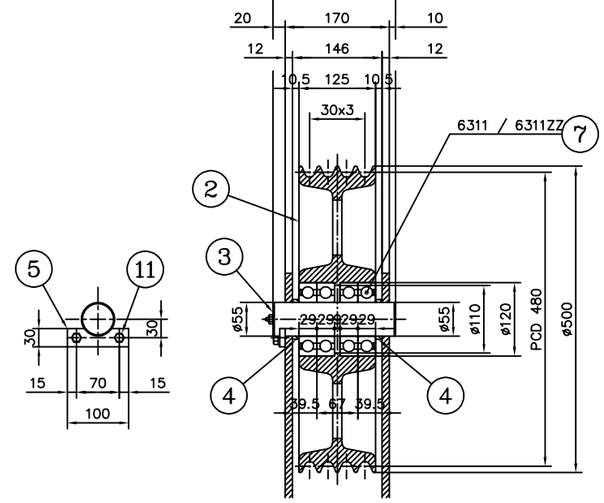

SECT. "A"-"A"

한국주차문화연구소 Korea Parking Culture Institute	SCALE	DATE
	1/10	2023.08.09
PROJECT	한국특허기술진흥원 주차설비공사	
TITLE	COUNT WEIGHT ASS'Y	
DWG.	ANGLE	DWG. NO.
J.S.K.	3rd.	CW4L-1000

N O T E

1. B/M 수량은 LIFT CAGE 1기분 수량임.

ITEM	DESCRIPTION	S I Z E	MAT'L	Q'TY	W.T	REMARKS
1	CAGE BASE ASS'Y			1	1169	LT-2100
2	FRONT FACE FRAME			1	552	LT4L-555A1-2000
3	REAR FACE FRAME			1	498	LT4L-555A1-3000
4	GUIDE ROLLER ASS'Y			8	89	LT-4000

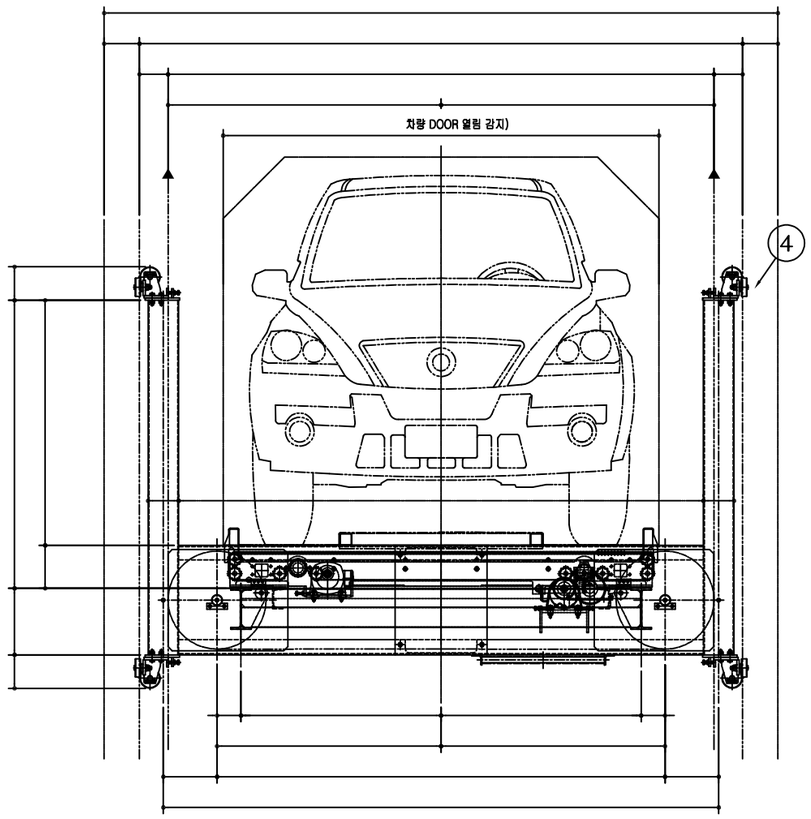

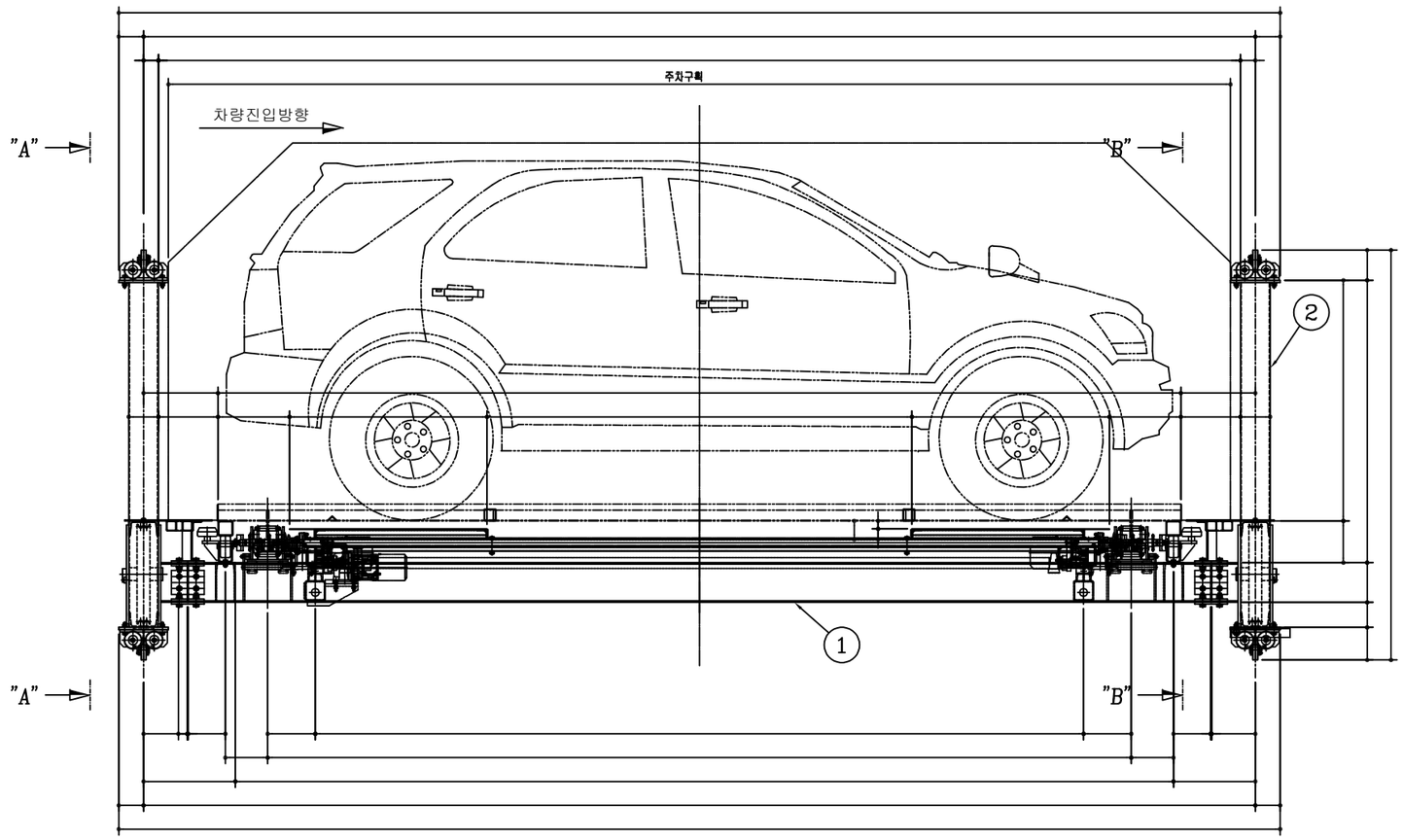

한국주차문화연구소 Korea Parking Culture Institute	SCALE	DATE
	1/15	2023.08.09
PROJECT	한국특허기술진흥원 주차설비공사	
TITLE	LIFT ASS'Y	
DWG.	ANGLE	DWG. NO.
J.S.K	3rd.	LT-2000-00

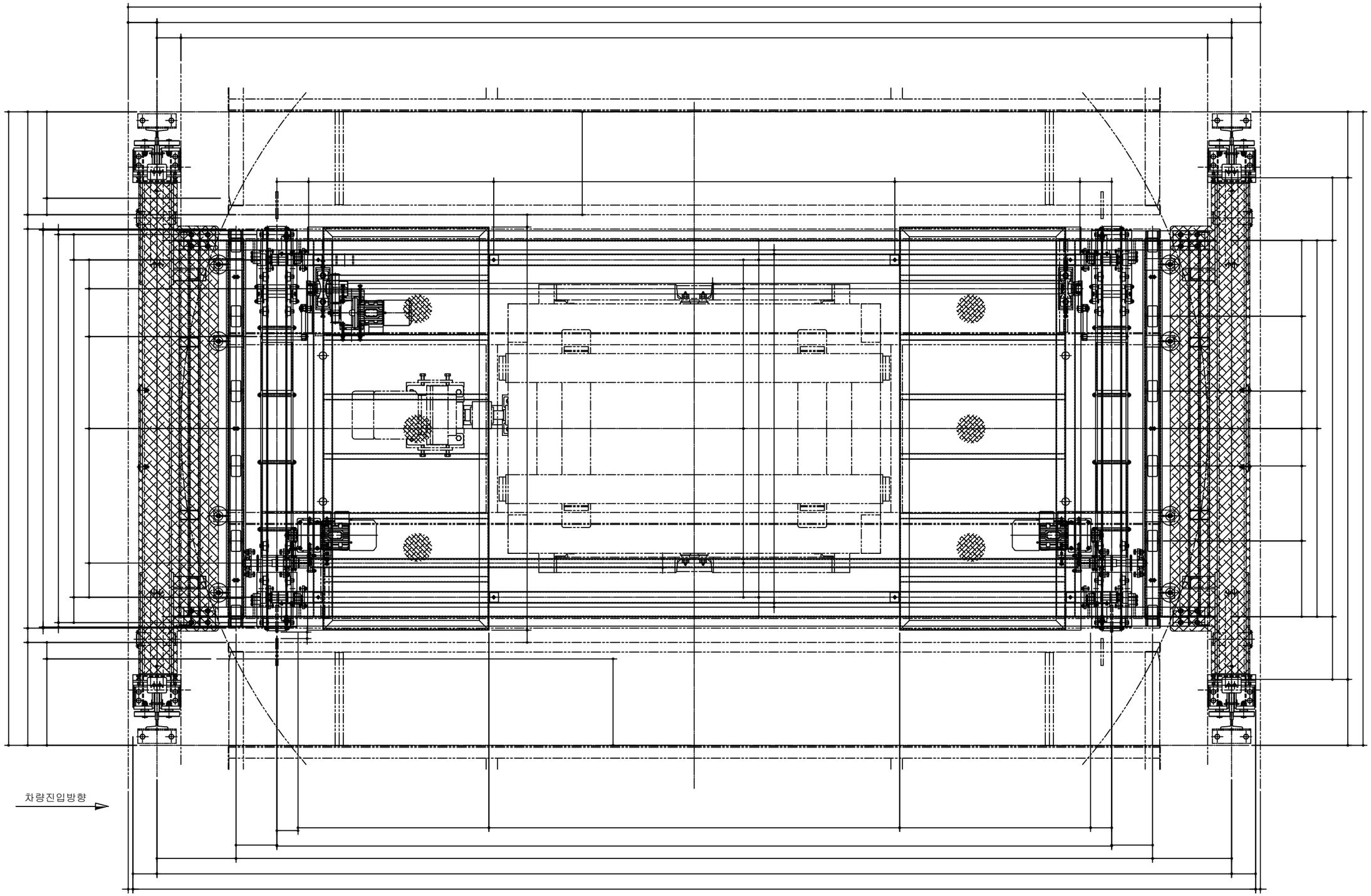

한국주차문화연구소 Korea Parking Culture Institute	SCALE	DATE
	1/10	2023.08.09
PROJECT	한국특허기술진흥원 주차설비공사	
TITLE	LIFT ASS'Y	
DWG.	ANGLE	DWG. NO.
J.S.K.	3rd.	LT-2000-10

주. CAGE 횡행 MOTOR와 T/T 승강 MOTOR는
반대 방향으로 설치할 것.

주. UP-DOWN MOTOR 설치후 견인고리 제거할 것.

ITEM	DESCRIPTION	S I Z E	MAT'L	Q'TY	W.T	REMARKS
44	BEARING	UCP209	BUY	1	–	
45	H.T B/N/PW/SW	M14xL50	F10.9T	2	–	
46	H.T B/PW/SW	M16xL55	F10.9T	4	–	업다운모터조립
47						
48	H.T B/N/PW/SW	M16xL50	F10.9T	52	–	
–	COVER 1				3	IT-200

1640kg

NOTE

1. B/M 수량은 IT 1기분 수량임.

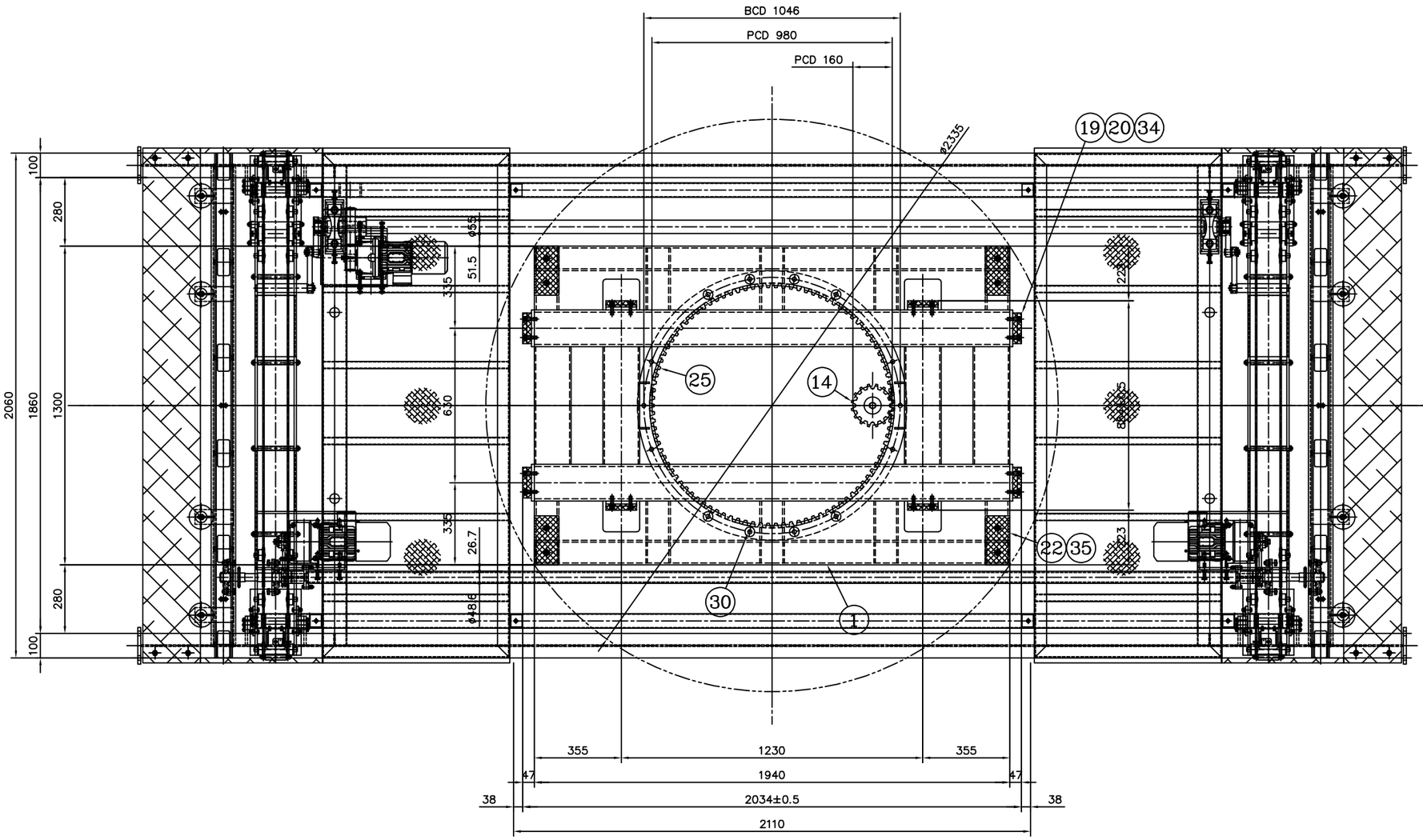

SECTION "A"–"A"

ITEM	DESCRIPTION	S I Z E	MAT'L	Q'TY	W.T	REMARKS
1	TURNING FRAME		SS275	1	266	IT-101-T963130
2	BASE FRAME		SS275	1	79	IT-102-T225
3	UP-DOWN FRAME		SS275	1	354	IT-103-T963
4	SIDE FRAME 1		SS275	1	88	IT-104-TP
5	SIDE FRAME 2		SS275	1	87	IT-105-TP
6	GUIDE BRACKET		SS275	8	6	IT-106-225
7	SIDE FRAME 3		SS275	2	86	IT-107-T
8	SHAFT 1	ø55xL1634	SCM440	2	56	IT-108
9	SHAFT 2	ø55xL440.9	SCM440	1	5	
10	SHAFT 3	ø40xL191	SM45C	5	10	
11	SPUR GEAR 1	ø250xL50-M5x48NT	SM45C	2	22	IT-109-10
12	SPUR GEAR 2	ø100xL40-M5x18NT	SCM440	4	8	
12a	SPUR GEAR 2a	ø90xL75-M5x16NT	SCM440	1	2	
13	SPUR GEAR 3	ø150xL60-M5x28NT	SM45C	5	22	
14	SPUR GEAR 4	ø180xL82-M10x16NT	SM45C	1	12	IT-109-20-963
15	RACK	t50x50x500-M5	SM45C	4	44	
16	SPACER 1	ø55xL12.3	SS275	1	1	IT-110
16a	SPACER 1a	ø60xL43.5	SS275	2	1	
17	SPACER 2	ø60xL21.2	SS275	1	1	
18	SPACER 3	ø50xL7	SS275	5	1	
18a	HOLDER 1	t9x24x70	SS275	5	1	
18b	HOLDER 2	ø70xL6	SS275	1	1	
19	MC PLATE	t35x125x136	MC	4	2	
19a	LINER 1	t1.2x110x125	SS275	40	5	
20	MC PLATE	t25x125x136	MC	4	2	
20a	LINER 2	t1.2x75x295	SS275	12	3	
21	BUFFER	t25xø100	MC	4	–	
22	RUBBER	t25x85x200	NBR	4	–	
23	GEARED MOTOR FOR TURNING	1.5kWx3ø6Px60Hz AC380/220-1/60 F181	BUY	1	176	IT-111
24						
25	SLEWING BEARING	SISI-963 – M10x98NT	BUY	1	185	IT-113-963
26	BEARING	UCP209	BUY	3	–	
26a	BEARING BLOCK	t38x137x137	SS275	4	22	IT-114
26b	BEARING	6310 ZZ	BUY	4		
27	BEARING	6208ZZ	BUY	10	–	
28	BRG. NUT/WASHER	AN08/AW08	BUY	5	–	
29	BRG. NUT/WASHER	AN10/AW10	BUY	2	–	
30	WRENCH B/PW/SW H.T B/N/PW/SW	M16xL40 M16xL110	F10.9T F10.9T	14 18	– –	3종 NUT
31	H.T B/N/PW/SW	M14xL50	F10.9T	12	–	
32	H.T B/N/PW/SW	M12xL40	F10.9T	8	–	
33	H.T B/PW/SW	M12xL40	F10.9T	16	–	
34	WRENCH B/SW	M12xL45	F10.9T	32	–	
35	WRENCH B/N/PW/2SW	M10xL30	F10.9T	16	–	RUBBER 구멍에 PW/SW 필히 조립
36	HEX B/2N/SW	M12xL75	BUY	7	–	
37	SNAP RING	H110	BUY	4	–	
38	H.T B/N/PW/SW	M14xL75	F10.9T	8	–	
39	HEX B/SW	M16xL30	BUY	1	–	
40	HEX B/SW	M10xL30	BUY	10	–	
41	U/D MOTOR BASE		SS275	1	82	IT-115-T225
42	CHAIN COUPLING	CR6018	BUY	1	6	IT-116
43	SPACER 4	ø65xL28	SS275	1	1	

한국주차문화연구소 Korea Parking Culture Institute	SCALE	DATE
	1/10	2023.08.09
PROJECT	한국특허기술진흥원 주차설비공사	
TITLE	TURN TABLE ASS'Y	
DWG.	ANGLE	DWG. NO.
J.S.K.	3rd.	IT-100-10-T09963225

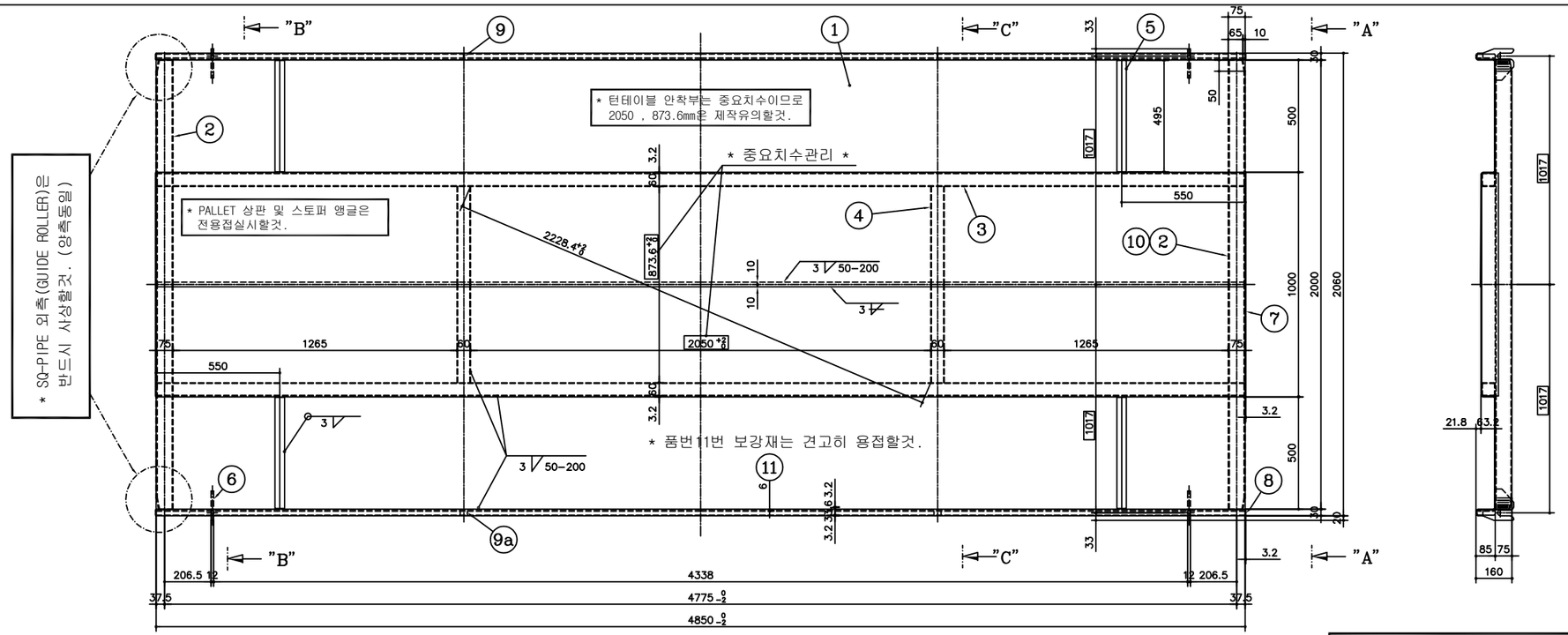

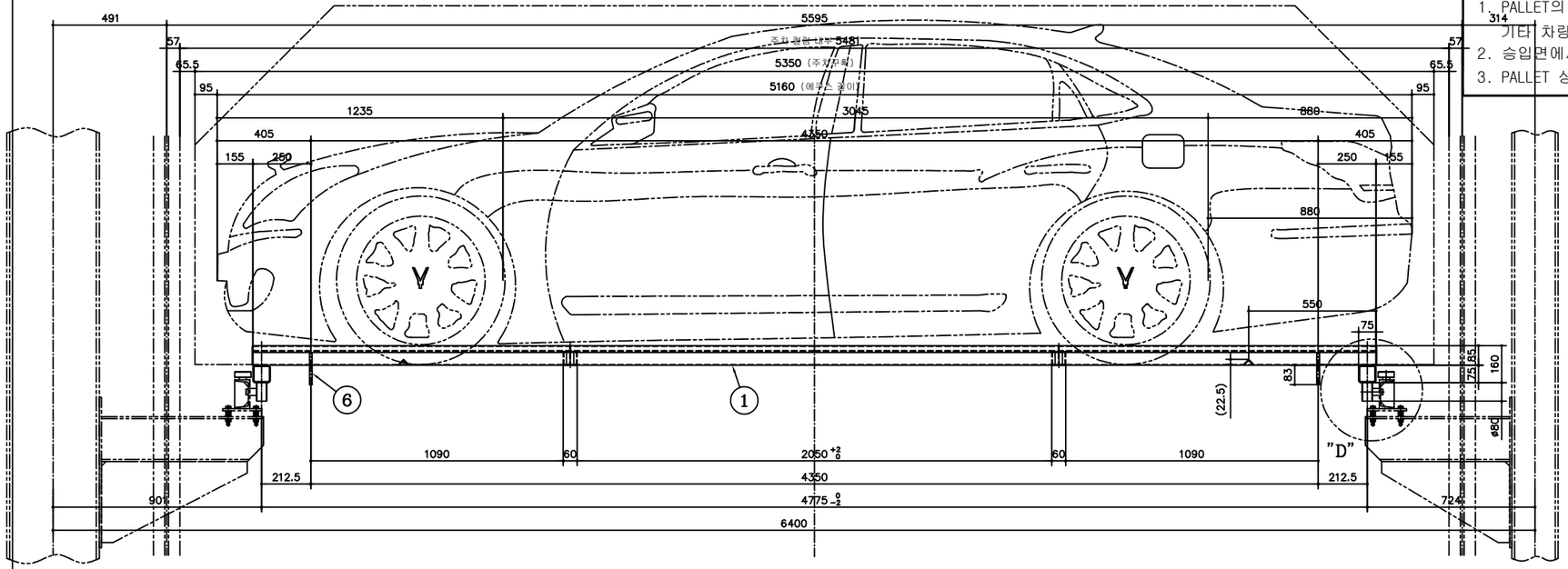

1. PALLET의 STOPPER 위치는 에쿠스에 맞추어 있으므로
기타 차량은 승입면에서 센서 제어하여 정지하시오.
2. 승입면에서 입고시 사이드 브레이크 반드시 체결하시오.
3. PALLET 상판 및 스토퍼 앵글은 전용접하시오.

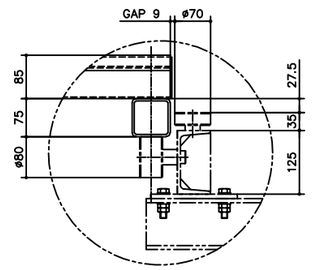

한국주차문화연구소 Korea Parking Culture Institute	SCALE	DATE
	1/10	2023.08.09
PROJECT	한국특허기술진흥원 주차설비공사	
TITLE	PALLET ASS'Y	
DWG.	ANGLE	DWG. NO.
J.S.K.	3rd.	PT-1000(1/3)

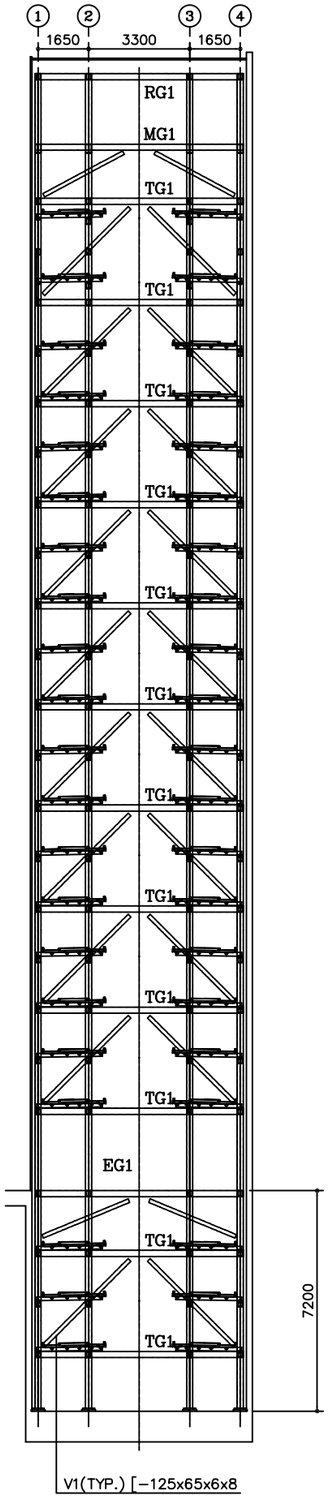

Ⓐ Ⓒ LINE FRAMING ELEVATION

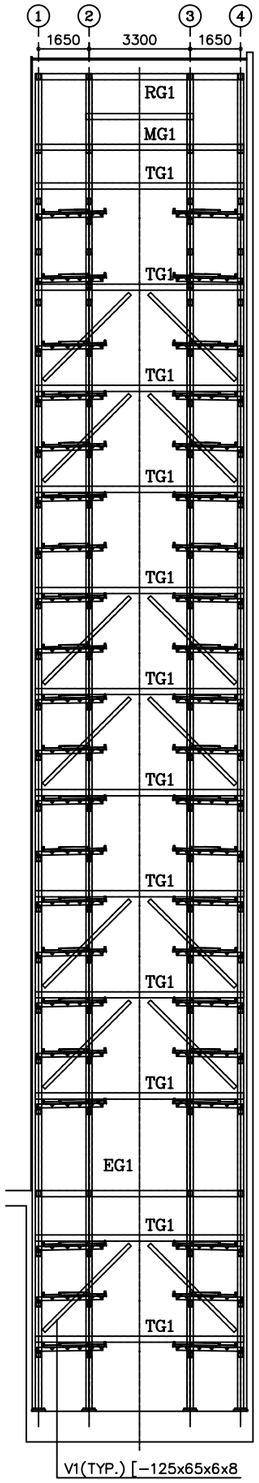

Ⓑ LINE FRAMING ELEVATION

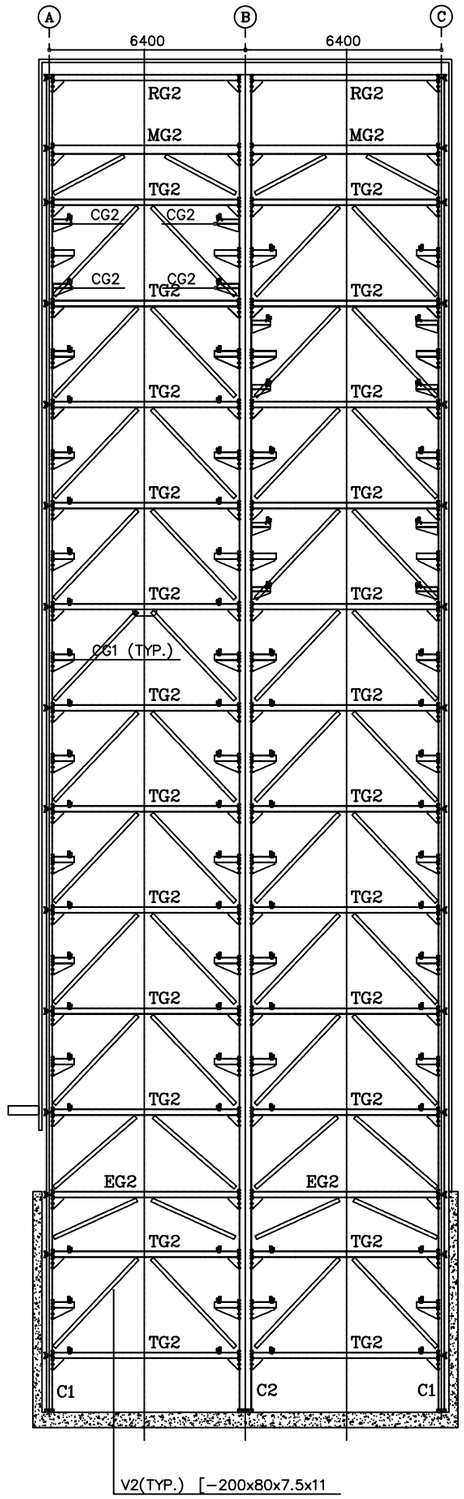

① ④ LINE FRAMING ELEVATION

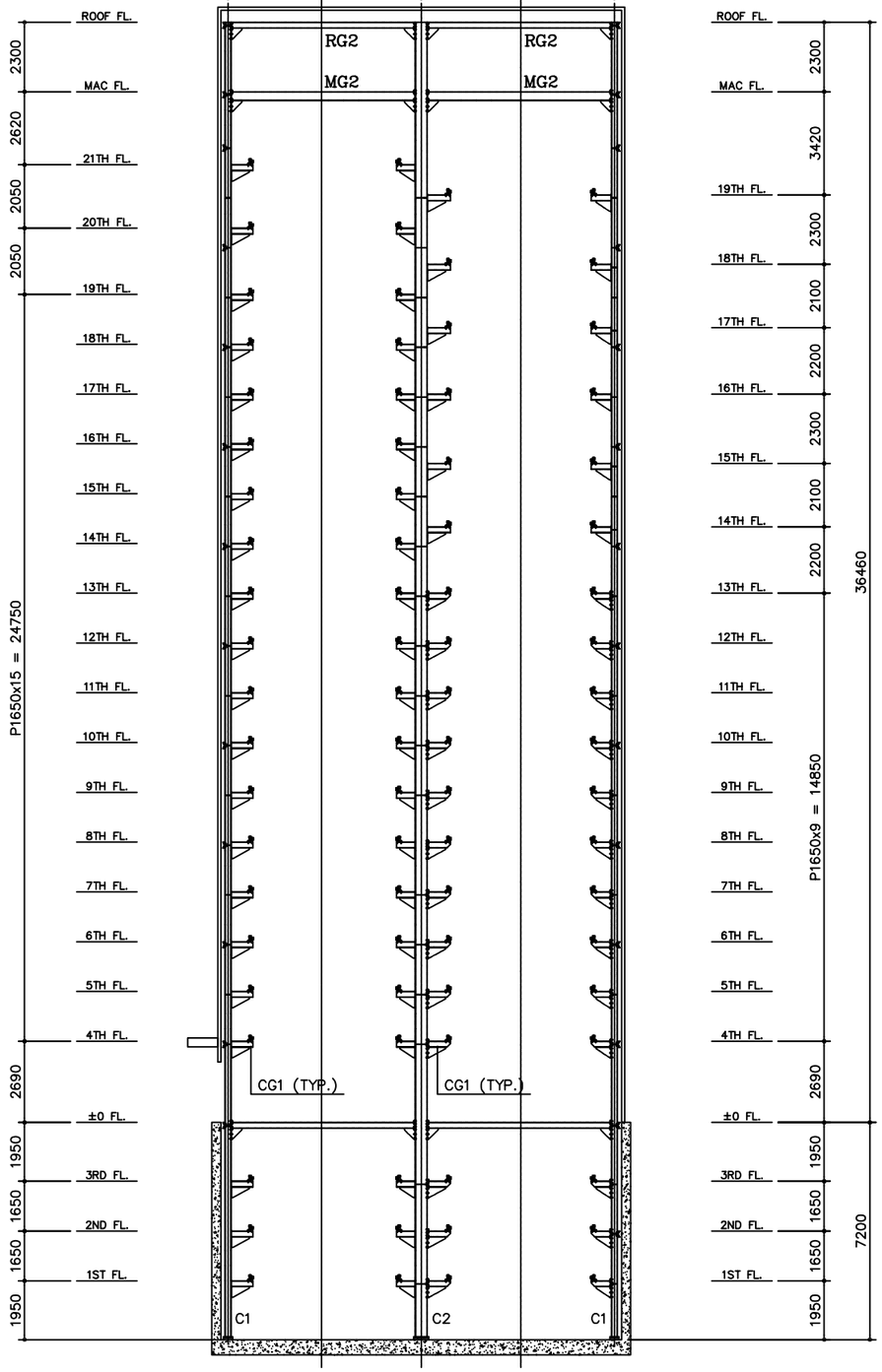

② ③ LINE FRAMING ELEVATION

한국주차문화연구소 Korea Parking Culture Institute	SCALE	DATE
	1/100	2023.08.09
PROJECT	한국특허기술진흥원 주차설비공사	
TITLE	LINE FRAMING ELEVATION	
DWG.	ANGLE	DWG. NO.
J.S.K.	3rd.	E - 1

t3.2 CHK'D PLATE 설치하시오.

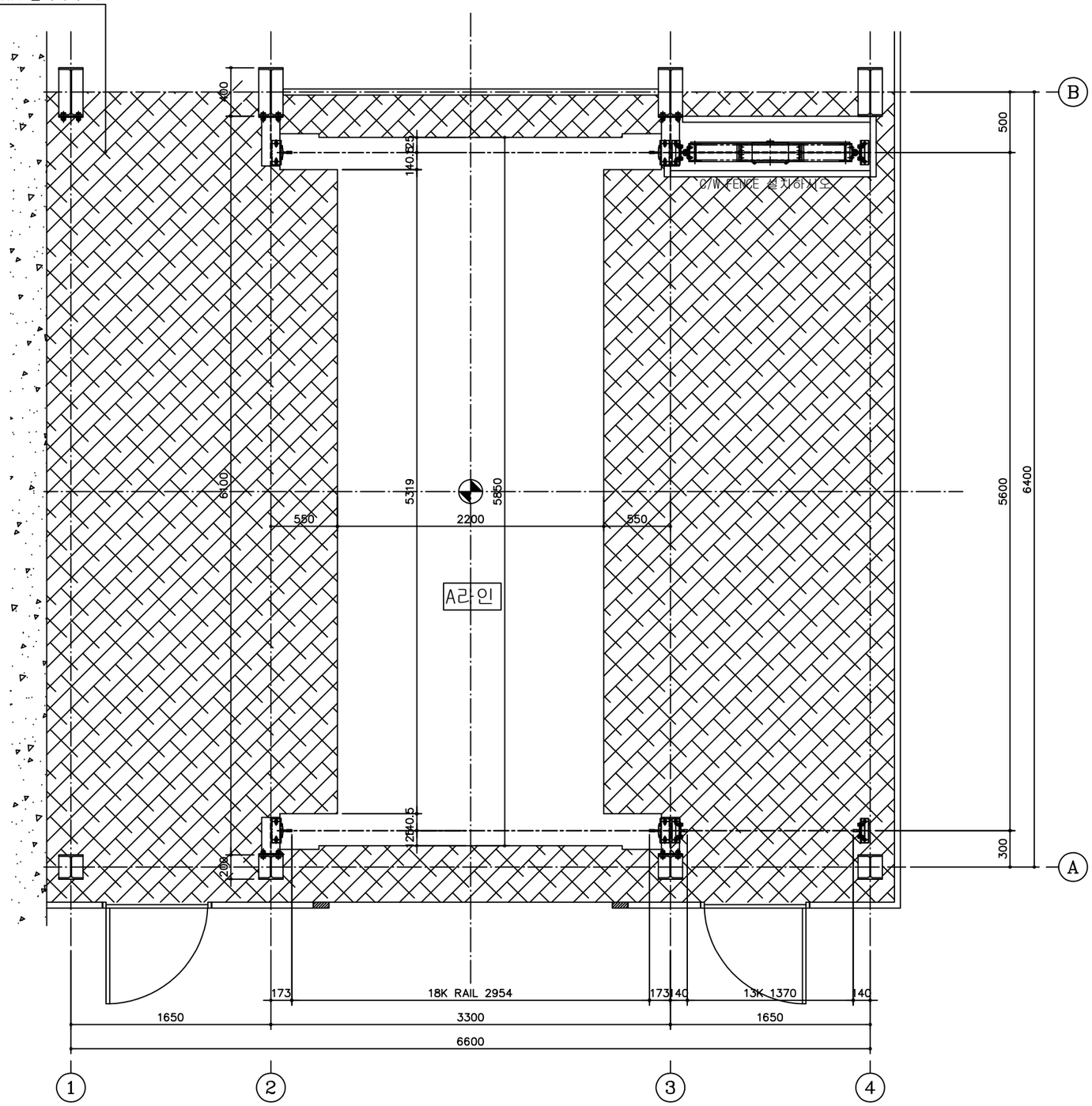

ENTRACNE FLOOR FRAMING PLAN

(EL.±0)

MEMBER LIST

MARK	S I Z E	REMARKS
C1	H-200x200x8x12	기존
C2	H-400x200x8x13	
MG1	[-200x90x8x13.5	
MG2	H-294x200x8x12	
MB1	H-125x125x6.5x9	신규
RG1	[-200x90x8x13.5	
RG2	H-194x150x6x9	
TG1	[-200x90x8x13.5	
TG2	H-194x150x6x9	
EG1	[-200x90x8x13.5	
EG2	H-194x150x6x9	
CG1	H-194x150x6x9	신규
CG2	[-150x75x6.5x10	신규
R1	[-125x65x6x8	신규
SR1	H-100x100x6x8	
V1	[-125x65x6x8	
V2	[-200x80x7.5x11	
V3	[-200x90x8x13.5	

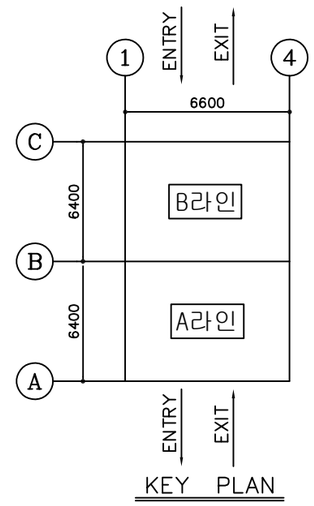

KEY PLAN

한국주차문화연구소 Korea Parking Culture Institute	SCALE	DATE
	1/20	2023.08.09
PROJECT	한국특허기술진흥원 주차설비공사	
TITLE	FRAMING PLAN (입고층)	
DWG.	ANGLE	DWG. NO.
J.S.K.	3rd.	E - 2

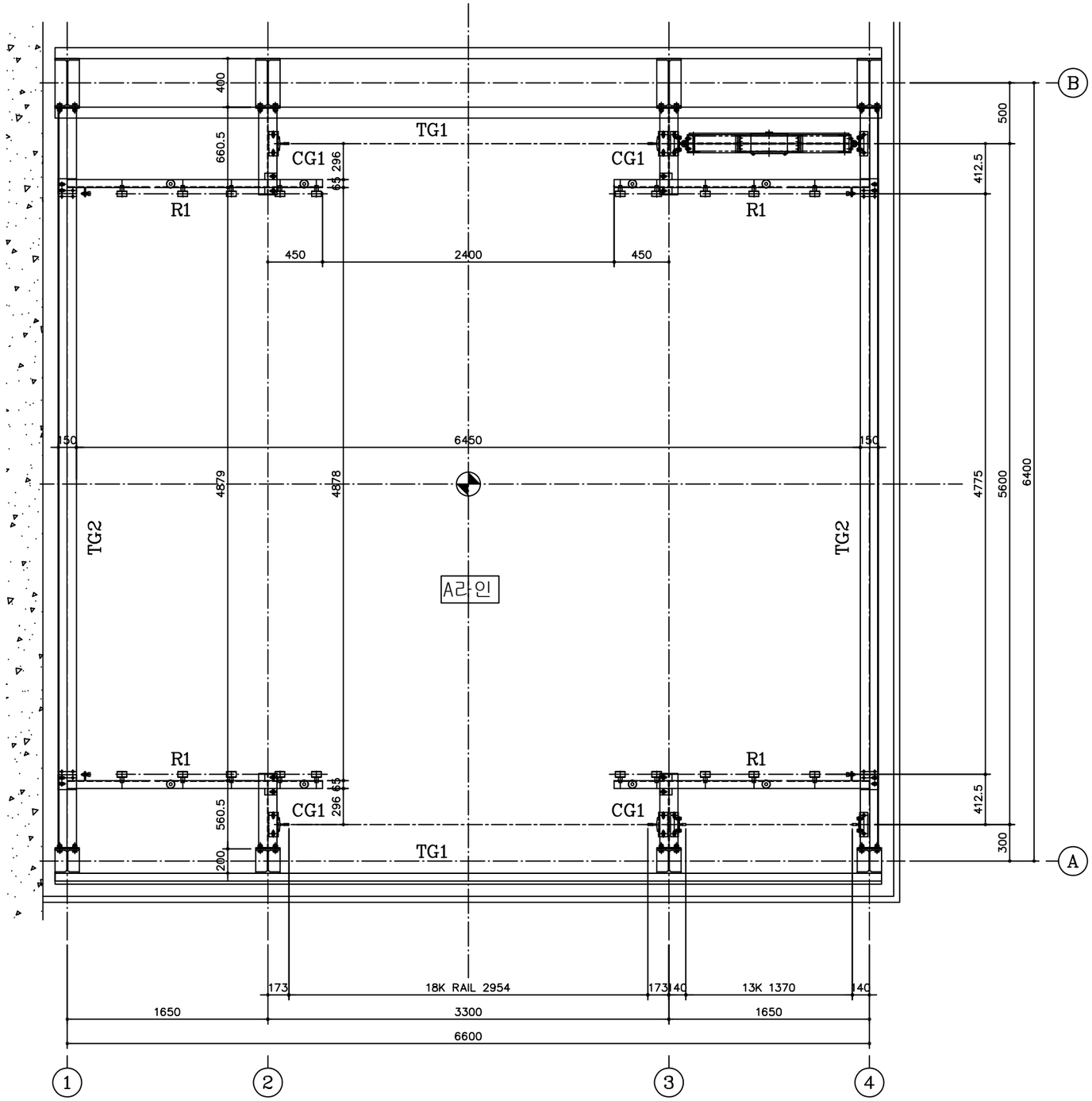

TYPICAL FLOOR FRAMING PLAN

(1ST~19TH)

MEMBER LIST		
MARK	S I Z E	REMARKS
C1	H-200x200x8x12	기존
C2	H-400x200x8x13	
MG1	[-200x90x8x13.5	
MG2	H-294x200x8x12	
MB1	H-125x125x6.5x9	신규
RG1	[-200x90x8x13.5	
RG2	H-194x150x6x9	
TG1	[-200x90x8x13.5	
TG2	H-194x150x6x9	
EG1	[-200x90x8x13.5	
EG2	H-194x150x6x9	
CG1	H-194x150x6x9	신규
CG2	[-150x75x6.5x10	신규
R1	[-125x65x6x8	신규
SR1	H-100x100x6x8	
V1	[-125x65x6x8	
V2	[-200x80x7.5x11	
V3	[-200x90x8x13.5	

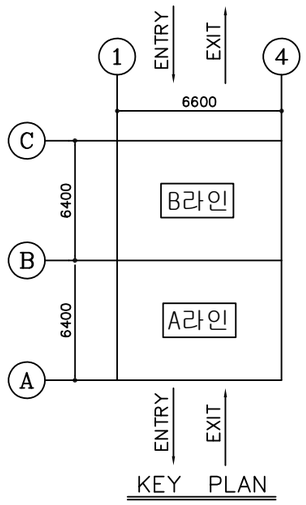

KEY PLAN

한국주차문화연구소 Korea Parking Culture Institute	SCALE	DATE
	1/20	2023.08.09
PROJECT	한국특허기술진흥원 주차설비공사	
TITLE	FRAMING PLAN (표준층1)	
DWG.	ANGLE	DWG. NO.
J.S.K.	3rd.	E - 3

* 21층에 기계실 올라가는
발판 및 사다리 설치하시오.

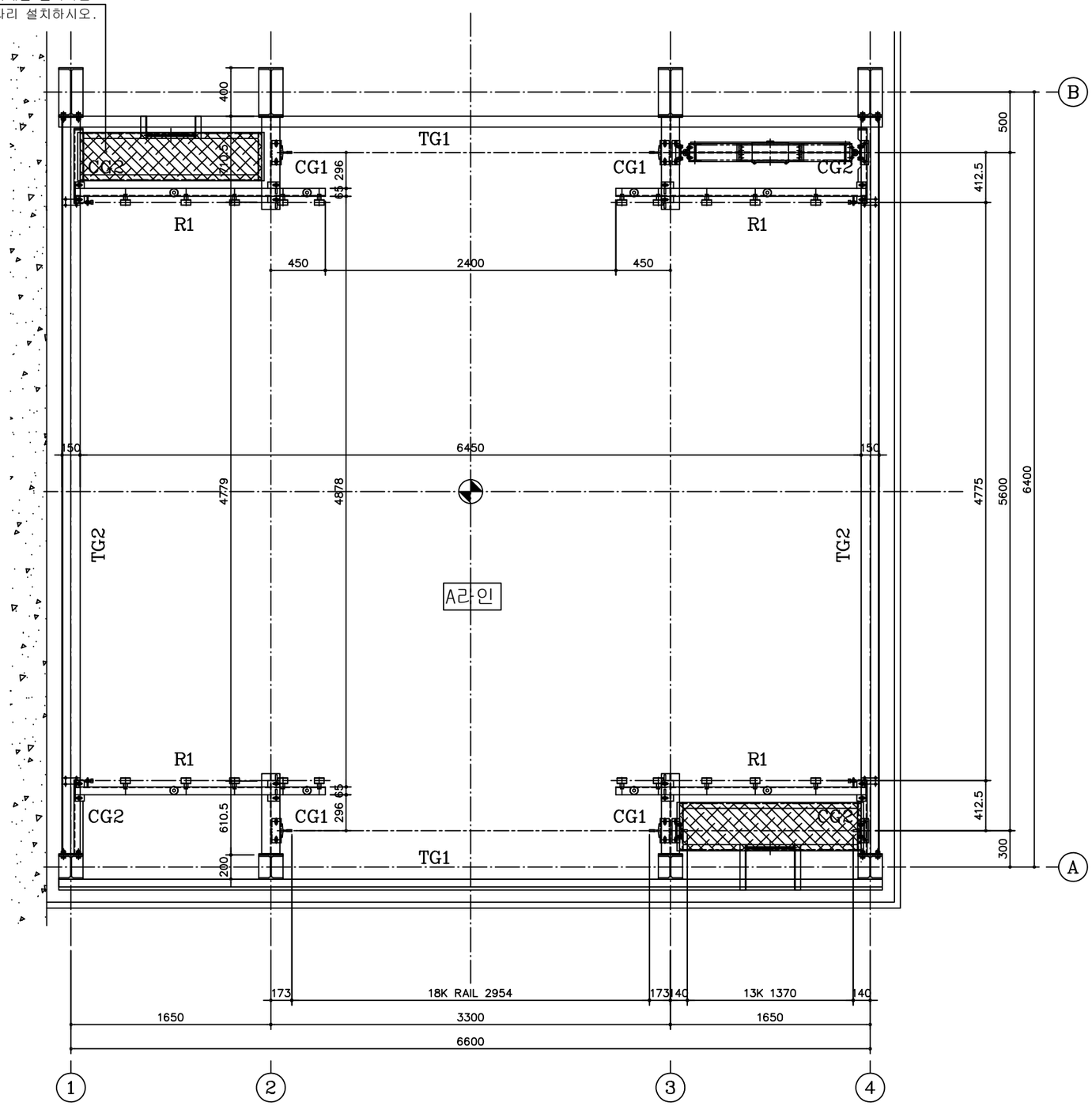

TYPICAL FLOOR FRAMING PLAN
(20,21TH)

MEMBER LIST		
MARK	S I Z E	REMARKS
C1	H-200x200x8x12	기존
C2	H-400x200x8x13	
MG1	[-200x90x8x13.5	
MG2	H-294x200x8x12	
MB1	H-125x125x6.5x9	신규
RG1	[-200x90x8x13.5	
RG2	H-194x150x6x9	
TG1	[-200x90x8x13.5	
TG2	H-194x150x6x9	
EG1	[-200x90x8x13.5	
EG2	H-194x150x6x9	
CG1	H-194x150x6x9	신규
CG2	[-150x75x6.5x10	신규
R1	[-125x65x6x8	신규
SR1	H-100x100x6x8	
V1	[-125x65x6x8	
V2	[-200x80x7.5x11	
V3	[-200x90x8x13.5	

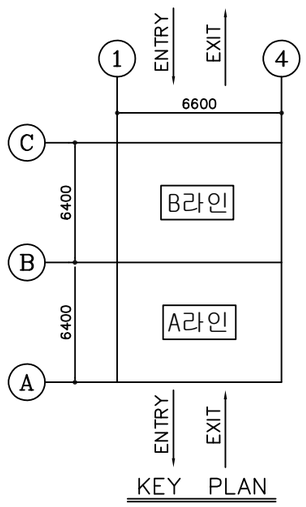

KEY PLAN

한국주차문화연구소 Korea Parking Culture Institute	SCALE	DATE
	1/20	2023.08.09
PROJECT	한국특허기술진흥원 주차설비공사	
TITLE	FRAMING PLAN (표준층2)	
DWG.	ANGLE	DWG. NO.
J.S.K.	3rd.	E - 4

t3.2 CHK'D PLATE 설치하시오.

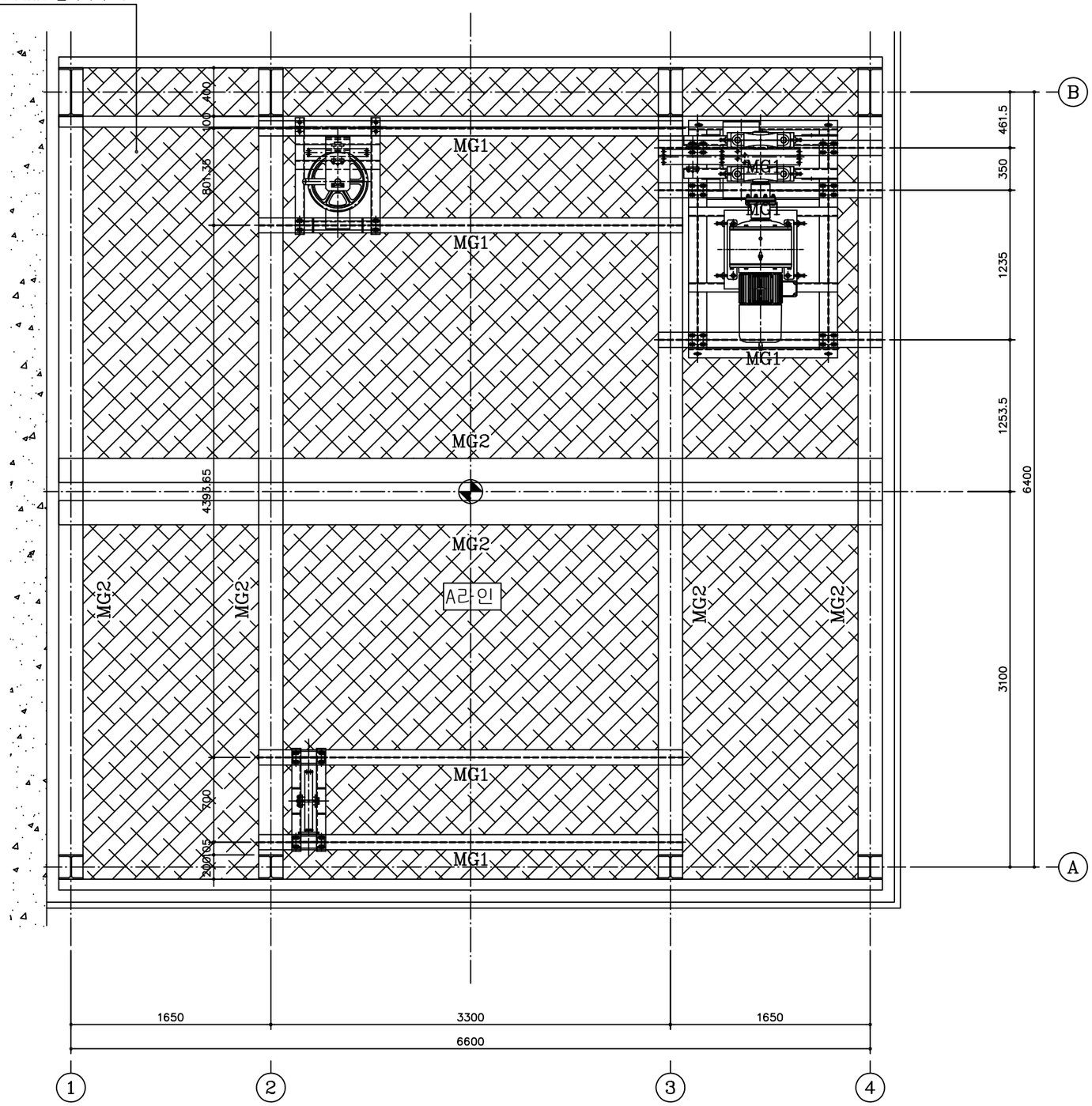

MACHINE ROOM FLOOR FRAMING PLAN

MEMBER LIST		
MARK	S I Z E	REMARKS
C1	H-200x200x8x12	기존
C2	H-400x200x8x13	
MG1	[-200x90x8x13.5	
MG2	H-294x200x8x12	
MB1	H-125x125x6.5x9	신규
RG1	[-200x90x8x13.5	
RG2	H-194x150x6x9	
TG1	[-200x90x8x13.5	
TG2	H-194x150x6x9	
EG1	[-200x90x8x13.5	
EG2	H-194x150x6x9	
CG1	H-194x150x6x9	신규
CG2	[-150x75x6.5x10	신규
R1	[-125x65x6x8	신규
SR1	H-100x100x6x8	
V1	[-125x65x6x8	
V2	[-200x80x7.5x11	
V3	[-200x90x8x13.5	

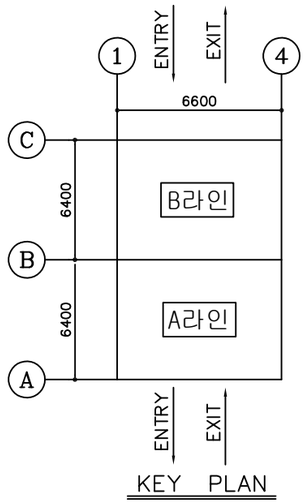

KEY PLAN

한국주차문화연구소 Korea Parking Culture Institute	SCALE	DATE
	1/20	2023.08.09
PROJECT	한국특허기술진흥원 주차설비공사	
TITLE	FRAMING PLAN (기계실)	
DWG.	ANGLE	DWG. NO.
J.S.K.	3rd.	E - 5

격납고 RAIL DETAIL 1

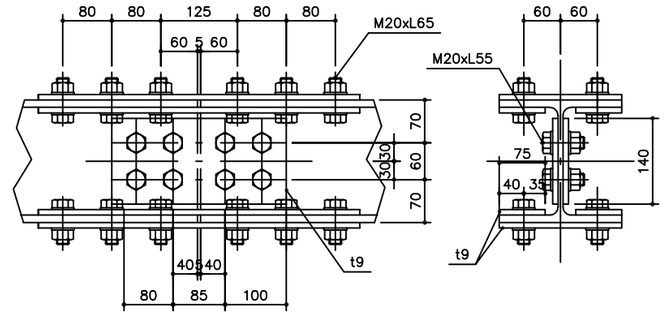

C1 – JOINT DETAIL

(H–200x200x8x12)

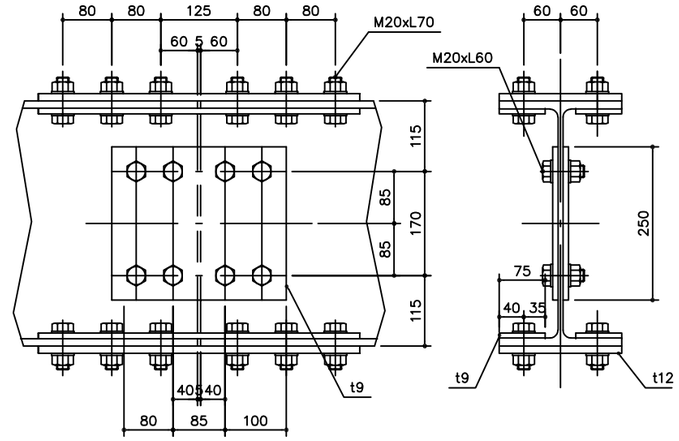

C2 – JOINT DETAIL

(H–400x200x8x13)

한국주차문화연구소 Korea Parking Culture Institute	SCALE	DATE
	1/5	2023.08.09
PROJECT	한국특허기술진흥원 주차설비공사	
TITLE	JOINT DETAIL	
DWG.	ANGLE	DWG. NO.
J.S.K.	3rd.	E – 6

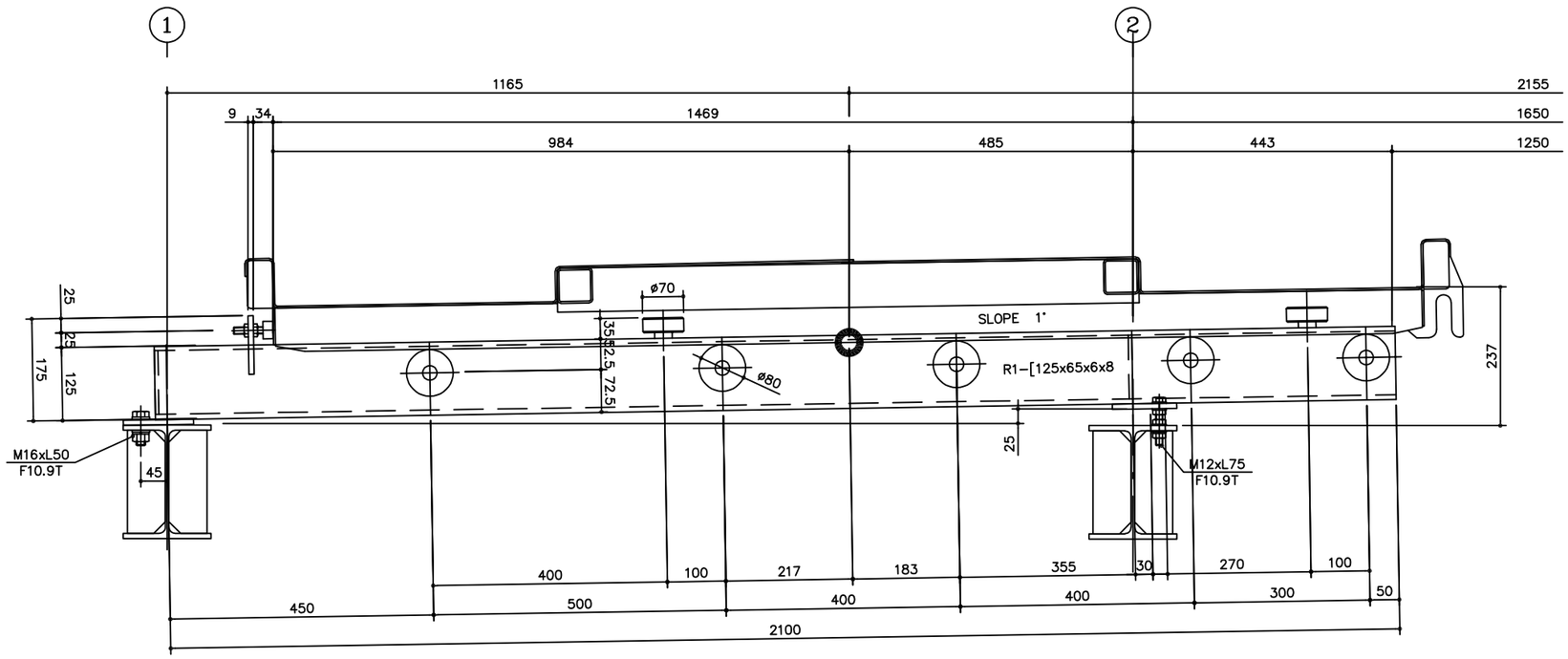

격납고 RAIL DETAIL

한국주차문화연구소 Korea Parking Culture Institute	SCALE	DATE
	1/5	2023.08.09
PROJECT	한국특허기술진흥원 주차설비공사	
TITLE	JOINT DETAIL	
DWG.	ANGLE	DWG. NO.
J.S.K.	3rd.	E - 7